


City of Gulf Breeze FY 2016 Budget



DRAFT

City of Gulf Breeze

Memorandum

To: Edwin A. Eddy, City Manager

From: Curt Carver, Deputy City Manager

Date: 7/24/2015

Subject: Proposed FY16 Budget

Enclosed is a draft of the FY16 Budget. It is the product of a collaborative effort of City staff to provide a plan to serve City residents and our utility customers for the upcoming fiscal year. It is not a "balanced" plan and does rely on existing reserves to cover revenue gaps. The budget provides a spending plan of approximately \$24,000,000. It departs from prior years in that includes recommended capital projects rather than allocating a capital reserve for projects during the year. It is this approach that has created the gaps in revenue and expenses. Based on City Council deliberations, we will offer suggestions on how to fill those gaps.

Overall, service levels and programs are the same. Funding has been included in Parks and Recreation for the Afterschool Program currently in development. A capital reinvestment schedule of over \$2,000,000 is included. Staffing levels are unchanged and wages for next year reflect a 3% adjustment. The Tiger Point budget however, is based on the PCA proposal adjusted for management fees and capital.

The General Fund continues to rely on interfund transfers from utility operations and GBFS and CTA. There has been a reallocation of utility reimbursements due to the redirection of Tiger Point operations. In addition, funding from GBFS and CTA has been increased. Part of this increase is due to the recent reallocation of certain personnel costs. Further work is needed on the reimbursement allocation from utilities. The current formula is dated and has been incrementally changed over time. This should be evaluated in the coming year and presented to the City Council for consideration prior to next year's budget.

It should be noted that the City's cash position is declining. This is primarily a function of Tiger Point and storm water improvements. The possible financing recently proposed should correct this trend, but is not reflected in this document. Neither is major capital expenditures related to the western portion of Tiger Point. While the City has effectively relied on the pooled cash concept, some consideration should be given in the future to establishing specific reserve requirements for major funds.

We will make every effort to assist the City Council with their review. Should you have any questions, please do not hesitate to contact me.

City of Gulf Breeze

Memorandum

To: Edwin A. Eddy, City Manager

From: Curt Carver, Deputy City Manager

Date: 8/6/2015

Subject: Proposed FY16 Budget

Since the last workshop efforts have been taken by staff to reduce the proposed deficit in the General Fund. These efforts have reduced the deficit from \$266,000 to \$142,000 or 1.8% of total expenses. Overall, this produces a FY16 spending plan that is approximately \$100,000 less than what we expect to spend by the end of FY15.

General Fund revenues are flat and there has been a greater reliance in utility allocations and fund transfers from GBFS and CTA. This reflects to some extent the sustainability of the current revenue policies. Again, this is a subject that should be discussed as part of the budget process.

The changes are reflected in the enclosed pages. These should replace the existing financial pages that are currently in the binder. The first grouping provides an overview and general information on the major funds. These should replace pages in front of Tab 1. The pages for Tab 1 begin with General Fund revenues. Please note that the ad valorem number for FY16 has been increased to reflect the addition of approximately \$28,000 in reserves that are required pursuant to 200.065(13)(c)4 FS. This stems from last year when the City reduced the millage rate after the bills had been issued. Under Florida law the City is required to hold this overpayment in reserve and use it to meet its ad valorem needs for the subsequent fiscal year.

The tables that follow provide information on the utility allocation, property tax comparisons and CST and MUST tax comparables. With the exception of user fees these are the only General Fund revenue sources that the City has some control over. Consideration should be given to examining the feasibility of increasing the latter two to promote financial sustainability. For example, an increase in the MUST to 10% could provide enough funding to cover the street resurfacing program going forward. This in turn would improve the existing deficit trend in the General Fund.

General Fund expenses by Department follow. No new programs or staffing are being proposed in the Department budgets with the exception of the Recreation Center, which has funding for three part-time staff and costs associated with the After School Program. Staffing costs for this program are \$33,000 and an additional \$5,500 for supplies are included. The budget does provide \$20,000 for special traffic enforcement consistent with past practice and the FOP labor agreement. Funding for this effort comes from the Red Light Camera Program.

As we have indicated previously, the FY16 Budget does contain capital expenditures. This is a departure from prior years. Capital expense in the General Fund is approximately \$683,100. While this is a reduction from the original proposal, it reflects a needed reinvestment in infrastructure and equipment/technology.

Minor changes have been incorporated in the utility operations. Natural Gas and SSRUS are showing modest surpluses at FY16 year end. City Water and Sewer however, reflects a \$103,000 deficit. Over \$372,000 in capital expenditures are proposed. This takes the fund reserves to an undesirable level. A rate increase may be recommended should all of the capital be approved by the City Council. As expected the Stormwater Fund also projects a deficit. The previously proposed financing for this purpose is needed to replenish available reserves.

Structural changes have been made in the GBFS and CTA Funds. There has been a consolidation of CTA and CTA/CDE expenses. Personnel costs have been consolidated to promote transparency. There has also been a reallocation of each fund's allocation to the General Fund based on available reserves. The Tiger Point budget for FY16 reflects a lease alternative. A debt service payment has been included based on a \$6,000,000, 30-year bond issue.

The enclosed pages should follow the order of the binder for ease in replacement. Should any one need assistance with page replacement, I will be happy to help. If you have any questions, please do not hesitate to contact me.

Enclosures

**MAJOR FUND OVERVIEW
FY15 AND FY16**

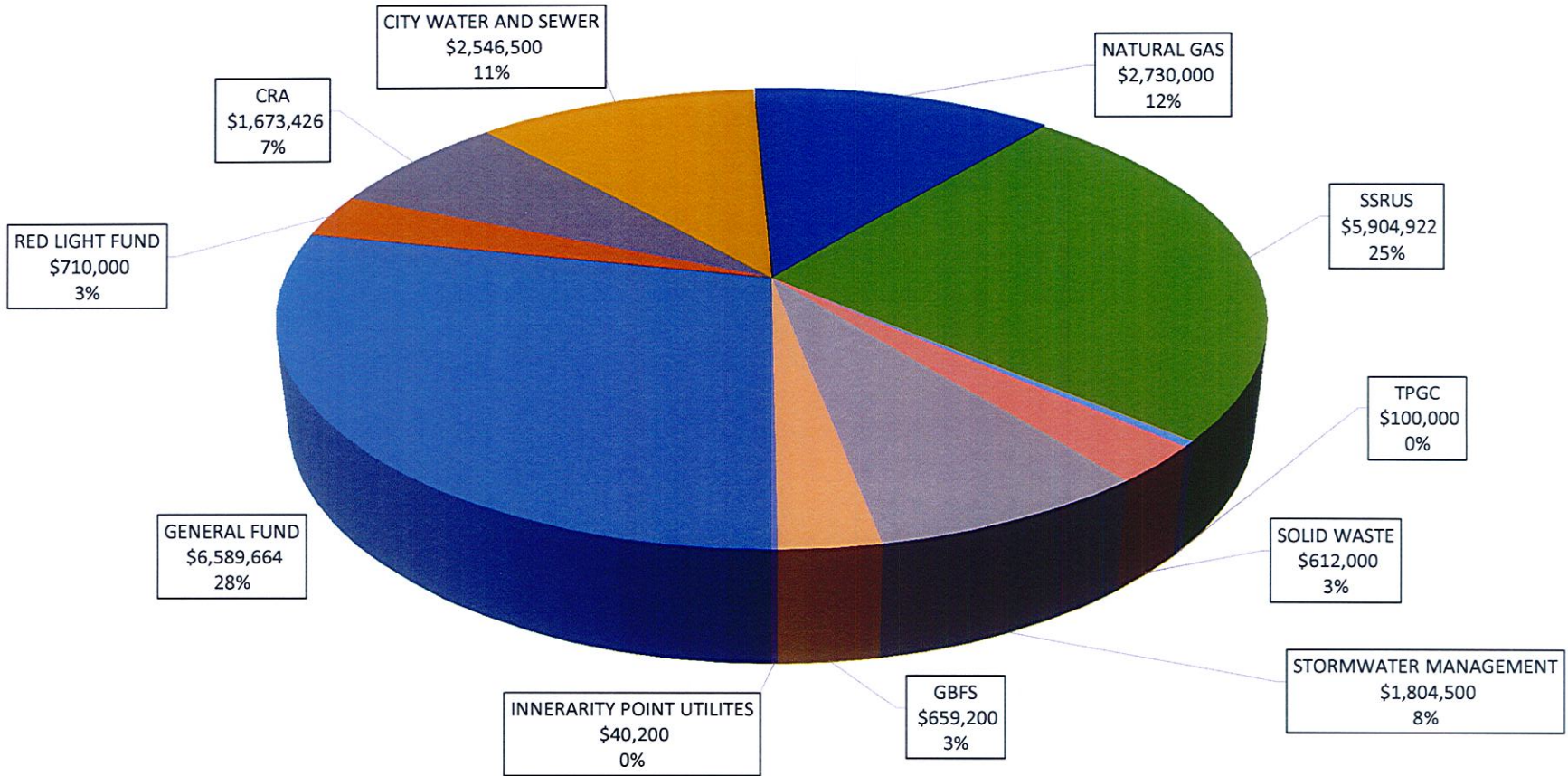
FUND	FY15 BUDGET	FY15 PROJECTED	% DIFFER	FY16 PROPOSAL	% DIFFER
FUND 001 - GENERAL FUND					
REVENUES	\$6,223,307	\$6,631,491	6.56%	\$6,589,664	-0.63%
EXPENSES					
<i>GENERAL GOVERNMENT</i>	\$888,839	\$1,053,414	18.52%	\$1,018,506	-3.31%
<i>INTERNAL SERVICES</i>	\$661,816	\$807,230	21.97%	\$873,685	8.23%
<i>STREETS AND DRAINAGE</i>	\$613,564	\$607,052	-1.06%	\$576,140	-5.09%
<i>PARKS AND RECREATION</i>	\$736,532	\$884,967	20.15%	\$790,308	-10.70%
<i>LAW ENFORCEMENT</i>	\$2,052,554	\$2,286,555	11.40%	\$2,224,366	-2.72%
<i>FIRE CONTROL</i>	\$308,060	\$347,735	12.88%	\$354,435	1.93%
<i>RECREATION CENTER</i>	\$580,454	\$612,510	5.52%	\$655,465	7.01%
<i>COMMUNITY SERVICES</i>	\$187,760	\$247,610	31.88%	\$239,034	-3.46%
TOTAL EXPENSES	\$6,029,579	\$6,847,073	13.56%	\$6,731,940	-1.68%
SURPLUS/-DEFICIT	\$193,728	-\$215,582		-\$142,276	
FUND 401 - CITY WATER & SEWER					
REVENUES	\$2,393,500	\$2,221,710	-7.18%	\$2,546,500	14.62%
TOTAL EXPENSES	\$2,319,611	\$2,537,381	9.39%	\$2,650,083	4.44%
SURPLUS/-DEFICIT	\$73,889	-\$315,671		-\$103,583	
FUND 402 - NATURAL GAS FUND					
REVENUES	\$2,449,120	\$2,812,000	14.82%	\$2,730,000	-2.92%
TOTAL EXPENSES	\$2,383,979	\$2,738,581	14.87%	\$2,597,775	-5.14%
SURPLUS/-DEFICIT	\$65,141	\$73,419		\$132,225	
FUND 403 - SOUTH SANTA ROSA UTILITY					
REVENUES	\$5,554,062	\$5,928,915	6.75%	\$5,904,922	-0.40%
TOTAL EXPENSES	\$5,353,783	\$5,555,378	3.77%	\$5,829,003	4.93%
SURPLUS/-DEFICIT	\$200,279	\$373,537		\$75,919	

**MAJOR FUND OVERVIEW
FY15 AND FY16**

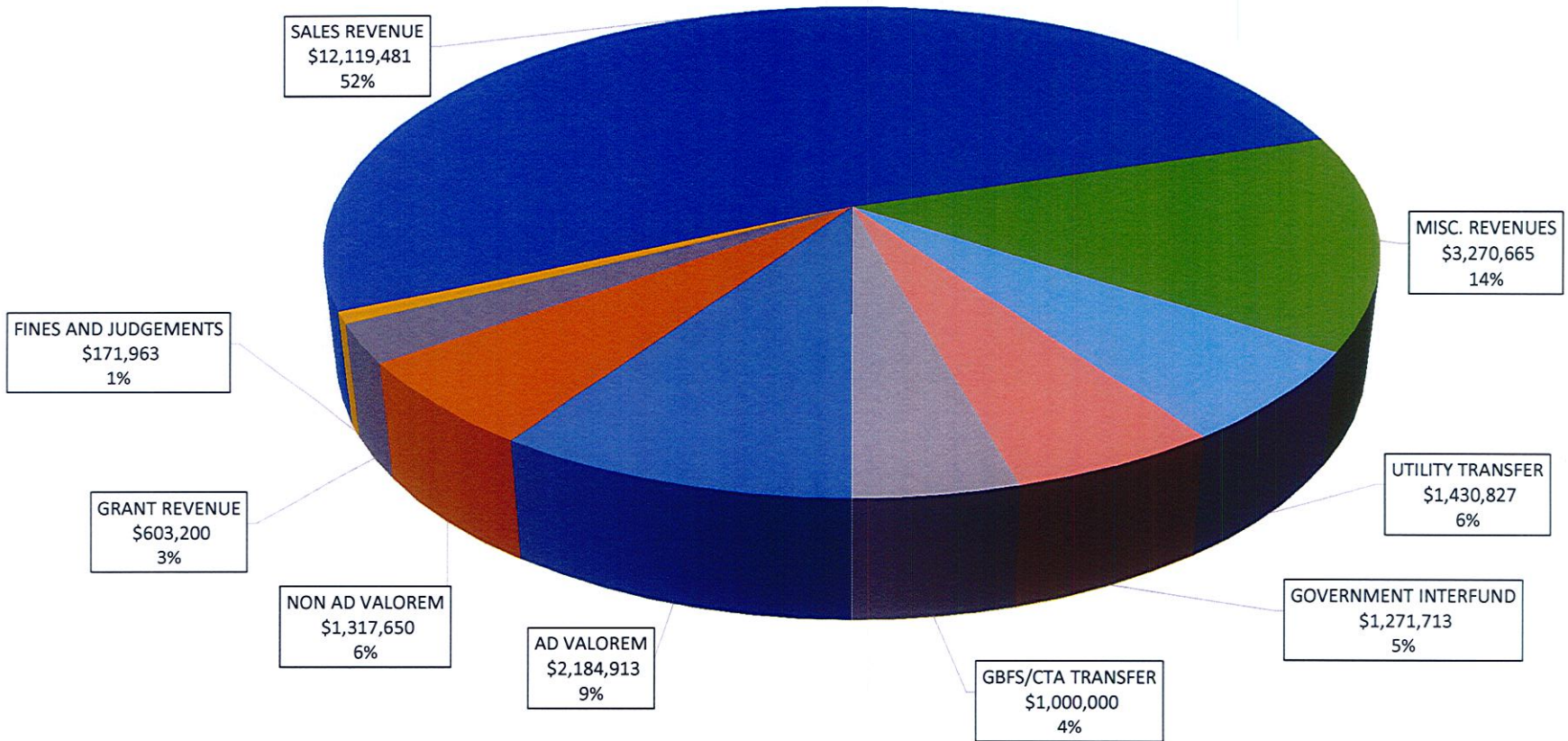
FUND	FY15 BUDGET	FY15 PROJECTED	% DIFFER	FY16 PROPOSAL	% DIFFER
FUND 404 - GOLF COURSE FACILITIES					
REVENUES	\$1,883,000	\$1,730,160	-8.12%	\$100,000	-94.22%
TOTAL EXPENSES	\$2,436,045	\$2,829,438	16.15%	\$366,424	-87.05%
SURPLUS/-DEFICIT	-\$553,045	-\$1,099,278		-\$266,424	
FUND 405 - SOLID WASTE FUND					
REVENUES	\$592,940	\$585,500	-1.25%	\$612,000	4.53%
TOTAL EXPENSES	\$546,276	\$645,865	18.23%	\$580,200	-10.17%
SURPLUS/-DEFICIT	\$46,664	-\$60,365		\$31,800	
FUND 407 - STORMWATER MGMNT FUND					
REVENUES	\$234,499	\$234,100	-0.17%	\$1,804,500	670.82%
TOTAL EXPENSES	\$234,499	\$1,132,183	382.81%	\$2,210,916	95.28%
SURPLUS/-DEFICIT	\$0	-\$898,083		-\$406,416	
FUND 411 - GBFS FUND					
REVENUES	\$778,272	\$758,306	-2.57%	\$659,200	-13.07%
TOTAL EXPENSES	\$747,454	\$735,425	-1.61%	\$652,201	-11.32%
SURPLUS/-DEFICIT	\$30,818	\$22,881		\$6,999	
FUND 000 - CAPITAL TRUST AGENCY					
REVENUES	\$550,012	\$1,005,654	82.84%	\$1,202,750	19.60%
TOTAL EXPENSES	\$760,312	\$739,192	-2.78%	\$1,242,829	68.13%
SURPLUS/-DEFICIT	-\$210,300	\$266,462		-\$40,079	

FY16 REVENUES BY FUND

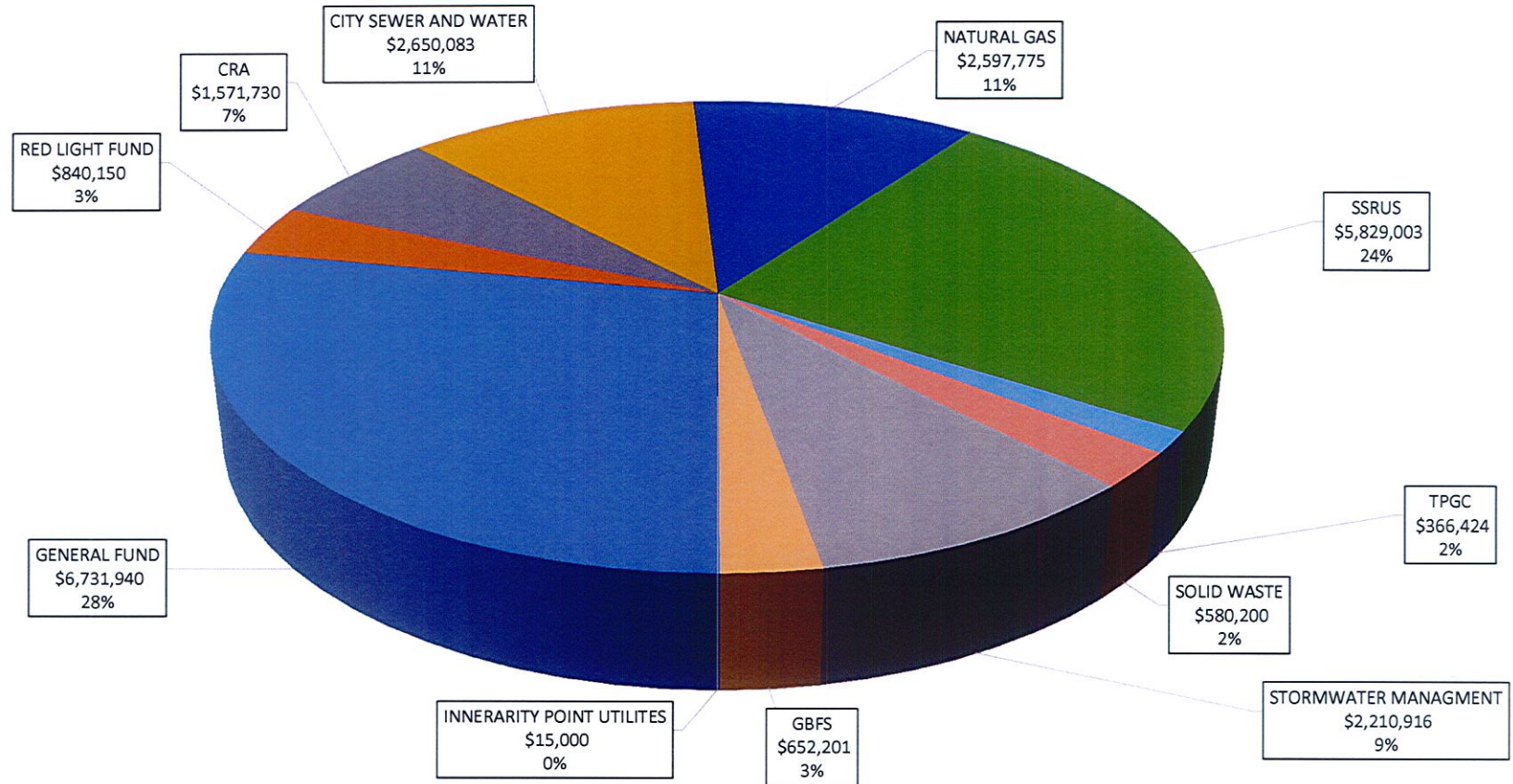
TOTAL REVENUES \$23,370,412



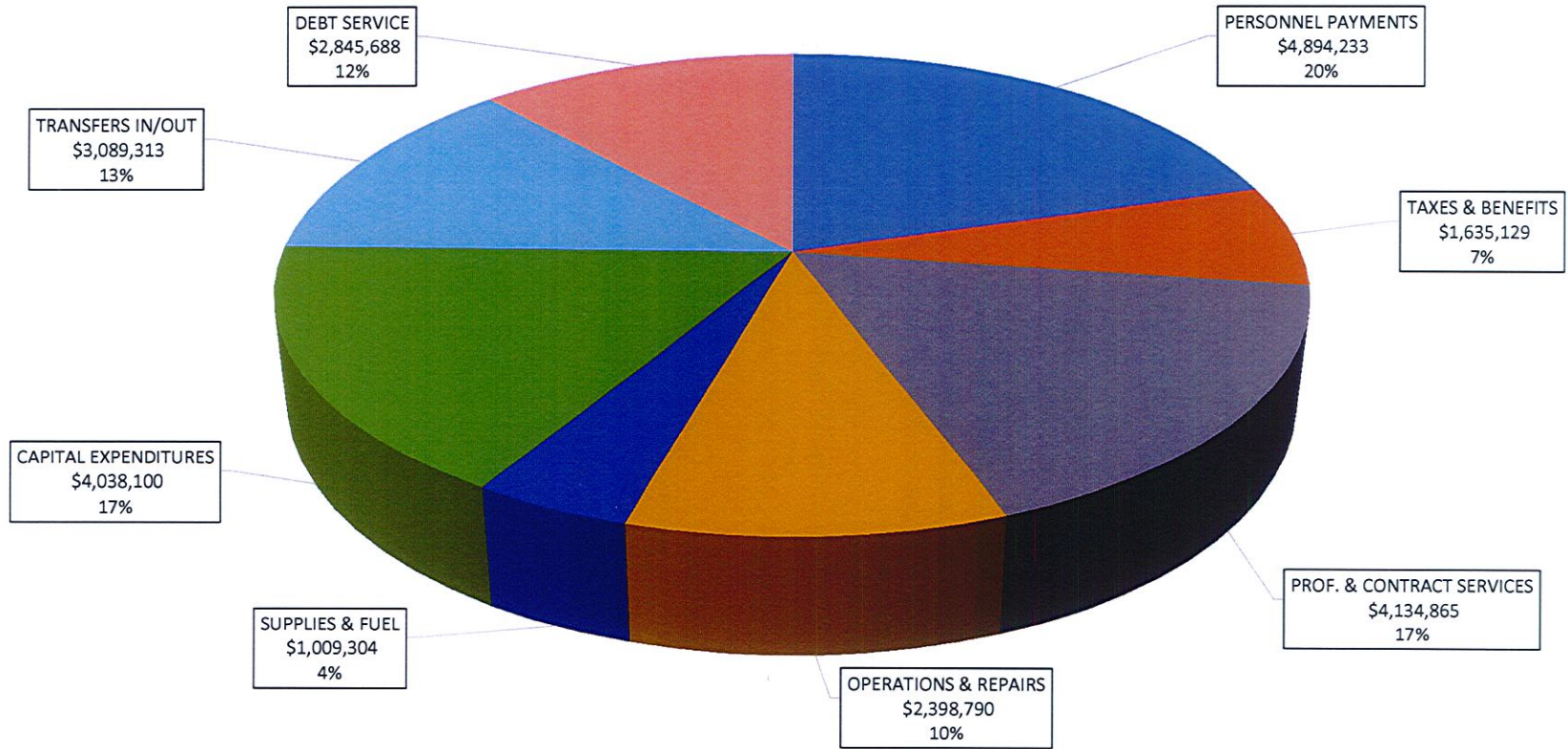
FY16 REVENUES BY TYPE
TOTAL REVENUES \$23,370,412



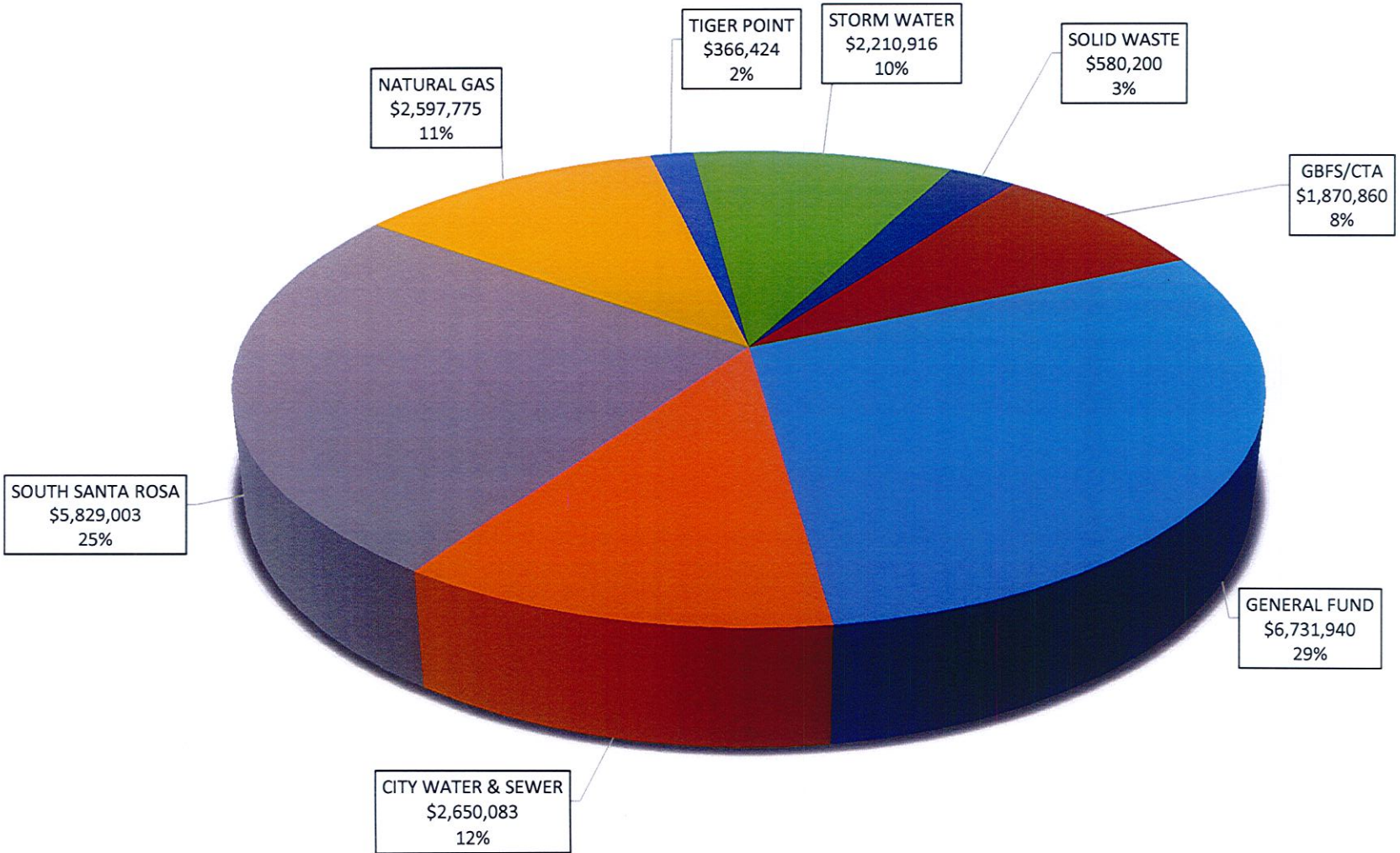
FY16 EXPENSES BY FUND
TOTAL EXPENDITURES \$24,045,422



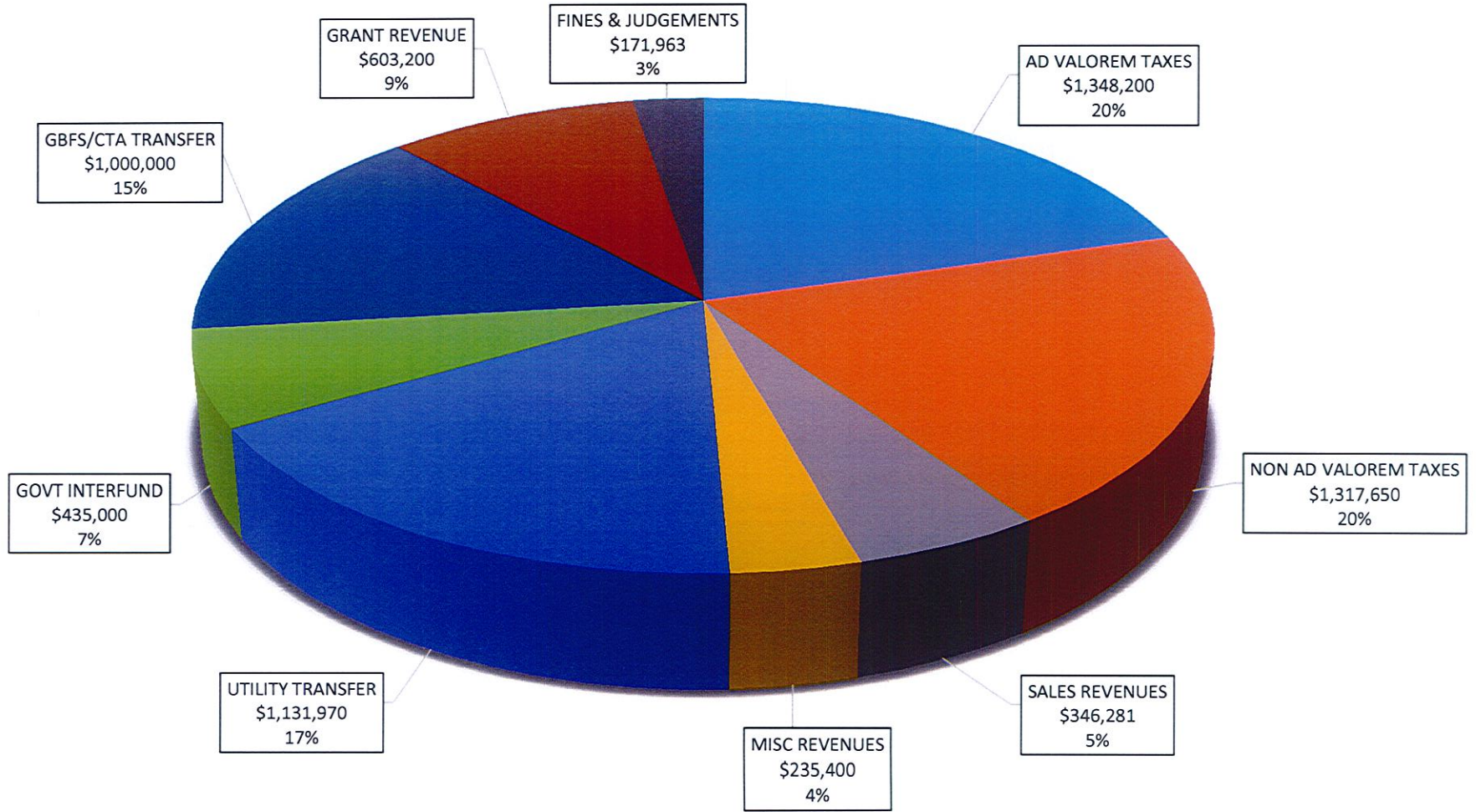
FY16 EXPENSES BY TYPE
TOTAL EXPENDITURES \$24,045,422



**MAJOR FUNDS
RELATIVE RANKING**
TOTAL EXPENDITURES \$24,797,519



**FY16 GENERAL FUND
REVENUE CLASSIFICATIONS AND SOURCES
TOTAL REVENUE \$6,589,664**



**CITY OF GULF BREEZE
FY16 PROPOSED BUDGET**

DESCRIPTION	2011-12 AMENDED BUDGET	2012-13 AMENDED BUDGET	2013-14 AMENDED BUDGET	2014-15 ORIGINAL BUDGET	2014-15 PROJECTED BUDGET	2015-16 PROPOSED BUDGET
FUND 001 - GENERAL FUND						
REVENUES						
AD VALOREM	\$1,136,466	\$1,140,395	\$1,249,050	\$1,284,012	\$1,311,100	\$1,348,200
NON AD VALOREM TAXES	\$1,266,126	\$1,341,326	\$1,352,398	\$1,368,525	\$1,331,900	\$1,317,650
GRANT REVENUE	\$579,567	\$579,313	\$2,369,217	\$589,008	\$952,436	\$603,200
FINES & JUDGEMENTS	\$176,900	\$186,900	\$171,546	\$193,163	\$171,343	\$171,963
SALES REVENUES	\$269,800	\$283,800	\$311,099	\$247,554	\$322,329	\$346,281
MISC REVENUES	\$202,664	\$211,264	\$320,153	\$233,100	\$265,455	\$235,400
UTILITY TRANSFER	\$732,000	\$850,000	\$824,603	\$1,216,754	\$1,096,847	\$1,131,970
GOVT INTERFUND	\$184,511	\$193,737	\$252,325	\$266,191	\$355,081	\$435,000
GBFS CTA TRANSFER	\$825,000	\$825,000	\$864,500	\$825,000	\$825,000	\$1,000,000
TOTAL REVENUES	\$5,373,034	\$5,611,735	\$7,714,891	\$6,223,307	\$6,631,491	\$6,589,664

**UTILITY ALLOCATION TO GENERAL GOVERNMENT
FY15 COMPARED TO FY16**

FUND	FY15	%	FY16	%	% DIFFERENCE
CITY WATER AND SEWER	\$197,405.00	22.2%	\$235,800.00	25.3%	19.45%
NATURAL GAS*	\$201,191.00	22.6%	\$240,100.00	25.7%	19.34%
SSRUS	\$274,617.00	30.9%	\$342,600.00	36.7%	24.76%
TIGER POINT	\$114,895.00	12.9%	\$0.00	0.0%	-100.00%
SOLID WASTE	\$84,000.00	9.5%	\$96,400.00	10.3%	14.76%
STORMWATER	\$16,269.00	1.8%	\$18,600.00	2.0%	14.33%
TOTAL	\$888,377.00	100.0%	\$933,500.00	100.0%	

*BOTH THE FY14 AND FY15 BUDGETS REFLECT AN ADDITIONAL TRANSFER FROM NATURAL GAS TO GENERAL FUND OF \$208,470. THIS REFLECTS A DEBT REPAYMENT.

2014 PROPERTY TAX COMPARISON					
MUNICIPALITY	YEAR	POPULATION	COUNTY	VALUE	MILLAGE RATE
CRESTVIEW	2014/15	22,785	OK	1,303,246,069	5.8466
DESTIN	2014/15	13,264	OK	4,399,893,080	1.5000
FT. WALTON BEACH	2014/15	20,597	OK	1,584,193,880	5.7697
MARY ESTHER	2014/15	4,141	OK	349,305,945	2.6435
NICEVILLE	2014/15	14,058	OK	1,167,532,087	3.7000
VALPARAISO	2014/15	5,224	OK	306,050,435	4.5240
GULF BREEZE	2014/15	6,113	SR	981,135,079	1.9309
MILTON	2014/15	9,323	SR	546,782,358	3.2373
PENSACOLA	2014/15	52,703	ES	4,600,196,948	4.2895

Note- Destin's millage rate does not include 1.000% for Fire from the Destin Fire Control District.

PROPERTY TAX VARIATIONS

	FY15	FY16	FY16	FY16	FY16	FY16	FY16	FY16	FY16
GROSS TAXABLE VALUE	\$685,287,274	\$704,638,505	\$704,638,505	\$704,638,505	\$704,638,505	\$704,638,505	\$704,638,505	\$704,638,505	\$704,638,505
95% REDUCTION	\$651,022,910	\$669,406,580	\$669,406,580	\$669,406,580	\$669,406,580	\$669,406,580	\$669,406,580	\$669,406,580	\$669,406,580
TAX RATE	1.93095	1.93095	1.9723	1.98	1.985	1.99	1.995	2	2.25
TAX REVENUES	\$1,257,093	\$1,292,591	\$1,320,271	\$1,325,425	\$1,328,772	\$1,332,119	\$1,335,466	\$1,338,813	\$1,506,165

TAX RATE COMPARISON			
	Property A	Property B	Property C
<i>Taxable Value</i>	\$91,008	\$128,729	\$252,538
Various Millage Rates	Property Tax Yield		
1.9298	\$175.63	\$248.42	\$487.35
1.9723	\$179.50	\$253.89	\$498.08
<i>difference</i>	<i>\$3.87</i>	<i>\$5.47</i>	<i>\$10.73</i>
2.0000	\$182.02	\$257.46	\$505.08
<i>difference</i>	<i>\$6.39</i>	<i>\$9.04</i>	<i>\$17.73</i>
2.1326	\$194.08	\$274.53	\$538.56
<i>difference</i>	<i>\$18.46</i>	<i>\$26.11</i>	<i>\$51.21</i>

MILLAGE RATE COMPARISON

LOCATION	MIDWAY FIRE	LIGHTING MSBU	CITY	TOTAL MILLAGE
VILLA VENYCE ATV= \$70,559	1.75	0.4525	0	2.2025
GRAND POINT ATV=\$260,074	1.75	0.0000	0	1.7500
STERLING POINT ATV= \$50,007	1.75	0.4999	0	2.2499
BAY PINES ATV=\$90,228	1.75	0.5257	0	2.2757
SANTA ROSA SHORES ATV= \$106,615	1.75	0.3377	0	2.0877
GULF BREEZE	0	0	1.9723	1.9723

ATV= Average taxable value of five sample properties with homestead exemption.

GULF BREEZE MSBUs

SUBDIVISION	MSBU	TYPE	LAST YEAR	FY 12/13 RATES
Santa Rosa Shores				
	Santa Rosa Shores	Canal Dredging	Ongoing	\$353.09
	Santa Rosa Shores 7th add.	Lighting	Annual	\$36.00
	Sunset Lane	Lighting	Annual	\$37.00
	Joseph Circle	Road Paving	FY 15/16	\$882.78/\$392.68
	Central Parkway II	Road Paving	FY 16/17	\$1204.6/\$602.30
	Fernwood Drive	Lighting	Annual	\$31.00
	Park Lane	Lighting	Annual	\$25.00
	Lorraine Court	Road Paving	FY13/14	\$1434.97/\$983.28
	Tallwood Court	Road Paving	FY21/22	\$1138.42/\$569.21
Polynesian Isles				
	Polynesian Isles	Canal Dredging	6/1/2015++	\$700.00
	Polynesian Isles & 1st S/D	Lighting	Annual	\$32.61
	Duke Drive (Duke&Purdue)	Paving/Water/Sewer	FY 14/15	various
	Cornell Drive	Paving/Water/Sewer	FY20/21	\$765.39/\$312.54
	Stanford Drive	Lighting	Annual	\$19.00
Smuggler's Cove				
	Smuggler's Cove	Road Paving	FY 14/15	\$541.08
Barbarosa Ranchettes				
	Longhorn Trail	Paving/Water/Sewer	FY 16/17	\$1908.29/\$1163.89
Bay Pines				
	Bay Pines S/D	Lighting	Annual	\$47.43
Bay Woods				
	Bay Woods S/D	Lighting	Annual	\$46.00
Village at Grand Ridge				
	Grand Ridge S/D	Lighting	Annual	\$47.00
Mandavilla				
	Mandavilla S/D	Lighting	Annual	\$52.00
Paradise Bay				
	Paradise Bay #1,2,3	Lighting	Annual	\$32.00
Quayside Village				
	Quayside Village S/D	Lighting	Annual	\$50.00

SUBDIVISION	MSBU	TYPE	LAST YEAR	FY 12/13 RATES
Sandpiper Village	Sandpiper Village	Lighting	Annual	\$33.00
Sterling Point	Sterling Point (1,2,3) S/D	Lighting	Annual	\$25.00
Summerset Estates	Summerset Estates S/D	Lighting	Annual	\$64.00
Barbarosa Territory	Pecos Pass	Road Paving	FY12/13	\$128.57/\$64.29
Villa Venyce	Villa Venyce S/D	Lighting	Annual	\$36.00

2014 CST/UST COMPARISON					
MUNICIPALITY	YEAR	CST	ELECTRICITY	NATURAL GAS	WATER
CRESTVIEW	2014	5.22%	10.00%	10.00%	0.00%
DESTIN	2014	5.22%	0.00%	0.00%	0.00%
FT. WALTON BEACH	2014	5.62%	10.00%	10.00%	10.00%
MARY ESTHER	2014	5.02%	10.00%	10.00%	10.00%
NICEVILLE	2014	5.50%	10.00%	10.00%	10.00%
VALPARAISO	2014	5.22%	10.00%	10.00%	10.00%
GULF BREEZE	2014	4.80%	5.00%	5.00%	5.00%
MILTON	2014	6.12%	10.00%	2.50%*	0.00%
PENSACOLA	2014	6.12%	10.00%**	10.00%**	10.00%**

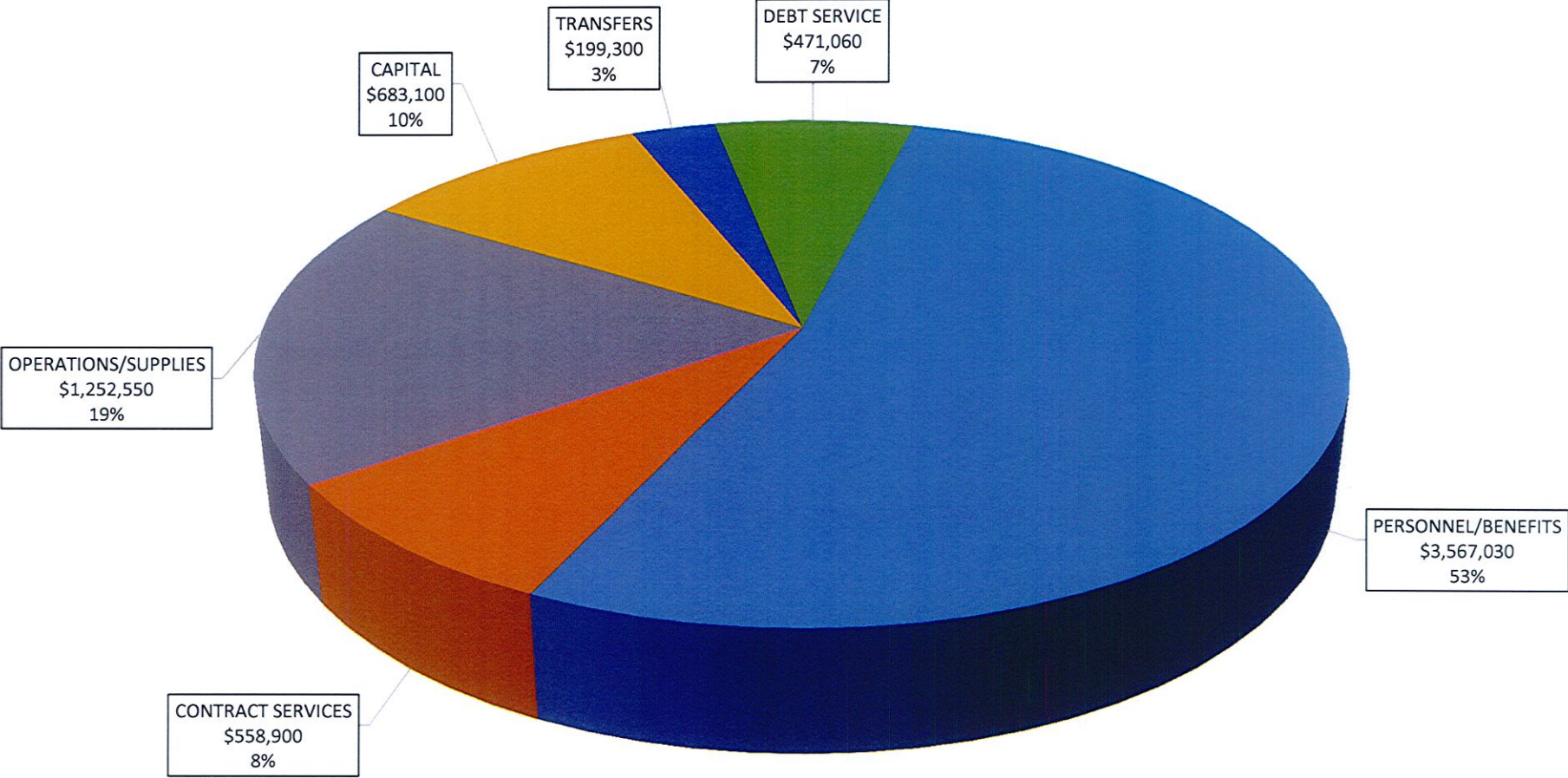
*This 2.50% is a gross receipts tax pursuant to F.S. 203.01.

**10.00% on the first \$10,000 purchased monthly and a rate of 1/10.00% of monthly purchases over \$10,000.

GULF BREEZE CST/UST HISTORICAL DATA

FISCAL YEAR	CST	ELECTRICITY	NATURAL GAS	WATER	YEARLY TOTAL
FY2012	\$313,826	\$245,000	\$38,800	\$35,000	\$632,626
FY2013	\$343,826	\$275,000	\$42,000	\$47,000	\$707,826
FY2014	\$278,448	\$356,120	\$44,267	\$50,144	\$728,979
FY2015 PROJECTED	\$360,650	\$329,700	\$43,825	\$49,800	\$783,975
<i>4 YEAR AVERAGE</i>	<i>\$324,188</i>	<i>\$301,455</i>	<i>\$42,223</i>	<i>\$45,486</i>	<i>\$713,352</i>
FY2016 PROPOSED	\$275,000	\$330,000	\$43,000	\$50,000	\$698,000

**FY16 GENERAL FUND
EXPENSE CLASSIFICATIONS
TOTAL EXPENDITURES \$6,731,940**



FY15 UNBUDGETED/APPROVED CAPITAL EXPENDITURES

Acct Number	Description	Budget FY	Amount
FUND 001 GENERAL GOVERNMENT			
001-0100-563.63-00	City Hall Improvements	FY14	\$36,411
		TOTAL	\$36,411
FUND 001 INTERNAL SERVICES			
001-0200-562.62-00	City Hall Improvements	FY14	\$53,290
	Computer Server	None	\$7,694
		TOTAL	\$60,984
DEPT 0300 STREETS			
001-0300-563.63-10	Parking Lot Seal Coating	None	\$5,947
001-0300-563.63-10	Oveido Paving	FY14	\$54,402
001-0300-564.64-10	Inmate Crew Lawn Mower	None	\$7,972
		TOTAL	\$68,322
DEPT 0400 PARKS & REC			
001-0400-563.63-10	Backstop	None	\$26,500
001-0400-546.41-10	Unreimbursed Tennis Court Repairsavin	APRSHW	\$91,073
001-0400-546.41-10	Turf Mower	None	\$8,816
001-0400-546.41-10	Deadman's Island Project	None	\$17,801
001-0400-546.41-10	ERA Estuary	None	\$8,065
001-0400-546.41-10	Art Sculpture Lighting	None	\$3,784
001-0400-546.41-10	Inmate Crew Lawn Mower	None	\$7,972
		TOTAL	\$164,011
DEPT 0500 LAW ENFORCEMENT			
001-0500-546.46-10	K9	None	\$7,500
001-0500-564.64-00	Vehicles and Equipment	None	\$91,485
		TOTAL	\$98,985
DEPT 0600 FIRE			
001-0600-564.64-00	Gas Detectors	None	\$3,477
001-0500-564.64-00	Portable Fire Pump	None	\$2,147
		TOTAL	\$5,624
DEPT 1900 COMMUNITY SERVICES			
001-1900-564.64-00	Vehicle	None	\$36,220
001-1900-564.64-00	Computers	None	\$4,434
		TOTAL	\$40,654
FUND 001 SUBTOTAL			\$474,991

FY15 UNBUDGETED/APPROVED CAPITAL EXPENDITURES

FUND 401 WATER & SEWER			
401-0700-563.63-10	Water Main Relocations	None	\$145,758
401-0900-564.64-00	Sewer Camera	FY14	\$47,201
		TOTAL	\$192,959
FUND 403 SOUTH SANTA ROSA UTILITY SYSTEM			
403-1600-564.64-00	Water Crew Equipment	F/Y 13	\$14,527
403-1700-564.64-00	Sewer Camera	FY14	\$47,201
403-1700-564.64-00	Sewer ByPass Pump	F/Y 13	\$53,896
		TOTAL	\$115,624
FUND 404 TIGER POINT			
404-5300-531.31-40	West Course Design	FY14	\$75,774
404-5300-531.31-40	Stormwater Pond Evaluation	None	\$4,900
404-5100-534.34-10	Operational Audit	None	\$39,883
		TOTAL	\$120,557
FUND 405 SOLID WASTE FUND			
405-3200-546.46-10	Transfer Station Wall Repair	None	\$3,950
405-3200-564.64-00	Used Backhoe	None	\$35,000
		TOTAL	\$38,950
FUND 407 STORMWATER			
407-3300-563.63-10	Roanoke Repair	APRSHW	\$22,873
407-3300-563.63-10	Bay Cliffs Rd Connection	STF	\$52,929
407-3300-563.63-10	HMGP Grant Project	None	\$974,653
407-3300-564.64-10	Naval Live Oaks Strom Repair	APRSHW	\$27,035
		TOTAL	\$1,077,490
TOTAL			\$3,566,151

FY16 CAPITAL EXPENDITURES

Acct Number	Description	Budget FY	Amount
FUND 001 INTERNAL SERVICES			
001-0200-564.64-20	Payroll System Replacement	FY16	\$65,000
001-0200-564.64-20	Server Upgrade	FY16	\$7,000
TOTAL			\$72,000
DEPT 0300 STREETS			
001-0300-563.63-99	Resurfacing Project	FY16	\$407,000
TOTAL			\$407,000
DEPT 0400 PARKS & REC			
001-0400-564-64.10	Purchase of Turf Aerator	FY16	\$6,000
001-0400-564-64.10	Replacement of Vehicles	FY16	\$40,000
TOTAL			\$46,000
DEPT 0500 LAW ENFORCEMENT			
102-4500-564-64.00	Replacement of Vehicles	FY16	\$90,000
TOTAL			\$90,000
DEPT 0600 FIRE			
001-0600-564.64-00	Equipment Replacement	FY16	\$68,100
TOTAL			\$68,100
FUND 001 SUBTOTAL			\$683,100
FUND 401 WATER & SEWER			
401-0800-563.63-00	Water Infrastructure Improvements	FY16	\$115,000
401-0800-564.64-00	Water Machinery and Equipment	FY16	\$53,500
401-0900-564.64-00	Sewer Machinery and Equipment	FY16	\$53,500
401-1000-563.63-10	Infrastructure Improvements	FY16	\$150,000
TOTAL			\$372,000
FUND 402 NATURAL GAS			
402-1200-564.63.10	Infrastructure Improvements	FY16	\$35,000
402-1200-564.64.10	Machinery and Equipment	FY16	\$128,000
TOTAL			\$163,000
FUND 403 SOUTH SANTA ROSA UTILITY SYSTEM			
403-1600-563.63-10	Water Infrastructure Improvements	FY16	\$150,000
403-1600-564.64-40	Metering System	FY16	\$78,000
403-1800-563.63-10	Sewer Infrastructure Improvements	FY16	\$200,000

FY16 CAPITAL EXPENDITURES

403-1800-564.64-00	Sewer Machinery and Equipment	FY16	\$60,000
403-2400-563.63-10	WWTP Infrastructure Improvements	FY16	\$212,000
403-2400-564.64-00	WWTP Machinery and Equipment	FY16	\$18,000

TOTAL			\$718,000
-------	--	--	-----------

TOTAL	\$1,936,100
-------	-------------

GENERAL GOVERNMENT FY2016 BUDGET

Department Description and Primary Functions

General Government provides funding for the City Manager's office, City Clerks and the minor costs associated with City Council operations. In conjunction with Internal Services, it also provides the general financial administrative staff, to include the Director of Finance and accounts payables and payroll. The City Manager's Office provides oversight for all City departments and component units. Functional areas include budgeting, financial administration, human resources, city council agenda preparation, website management, planning and records management, to include compliance with the Public Records Act.

Staffing

A total of 7.66 FTE are authorized. These include the City Manager, Deputy City Manager, two City Clerks, Director of Finance, accounting supervisor, accounts payable clerk, and payroll clerk. These later two positions are currently staff with temporary employees. Two seasonal intern positions are also funded under General Government.

FY2015 Financial Performance

Total FY15 projected expenses are expected to exceed the budget by approximately \$165,000. This is the result of several factors, which include a partial year reallocation of the City Manager's compensation, unexpected litigation expenses, improvements to City Hall, consulting services related to obtaining FEMA reimbursement from the April 2014 flood and compliance auditing services. A specific breakdown follows:

- Litigation: \$41,800
- FEMA reimbursement \$32,700
- Compliance audit \$17,900
- City Hall improvements \$36,400

Noteworthy FY2015 Operational Accomplishments

In FY15, General Government activities included the following special projects:

1. Update of the Comprehensive Plan and amendments to the Land Use Code
2. Coordination of the Storm water Task Force in an effort to identify improvements to reduce the City's vulnerability to future flooding events.
3. Oversaw the Tiger Point Operational Audit
4. Developed a new employment agreement for the management of GBFS and CTA

FY2016 Proposal

The FY16 proposed budget reflects additional personnel expenses due to a full reallocation of the City Manager's salary to General Government. Additional funding from CTA has been planned to offset this expense. The two temporary staffing positions will be evaluated and there may be some adjustment of expense between temporary payments and regular salary as that evaluation progresses during the year. There is an expectation that General Government staff will be involved in the update to the CRA Plan, which has been provided for in that portion of the budget. The on-going evaluation of the City's organizational structure will be another focus for the upcoming fiscal year.

Capital Expenditures

No capital expenditures are anticipated in FY16 under General Government.

**CITY OF GULF BREEZE
FY16 PROPOSED BUDGET**

DESCRIPTION	2011-12 AMENDED BUDGET	2012-13 AMENDED BUDGET	2013-14 AMENDED BUDGET	2014-15 ORIGINAL BUDGET	2014-15 PROJECTED BUDGET	2015-16 PROPOSED BUDGET
GENERAL GOVERNMENT						
PERSONNEL PAYMENTS	\$441,584	\$455,050	\$418,398	\$454,095	\$494,800	\$530,800
TAXES & BENEFITS	\$145,779	\$140,968	\$86,337	\$123,125	\$124,450	\$141,906
PROF & CONTRACT SERVICES	\$9,500	\$13,000	\$218,490	\$15,000	\$89,900	\$40,000
OPERATION & REPAIRS	\$25,100	\$35,600	\$43,605	\$37,100	\$27,612	\$31,000
SUPPLIES & FUEL	\$64,500	\$64,500	\$79,880	\$66,500	\$74,000	\$75,500
CAPITAL EXPENDITURES	\$0	\$0	\$10,396	\$0	\$36,400	\$0
TRANSFERS IN / OUT	\$185,758	\$178,726	\$223,328	\$193,019	\$195,292	\$199,300
TOTAL EXPENDITURES-GENERAL GOVERNMENT	\$872,221	\$887,844	\$1,080,434	\$888,839	\$1,042,454	\$1,018,506

INTERNAL SERVICES FY2016 BUDGET

Department Description and Primary Functions

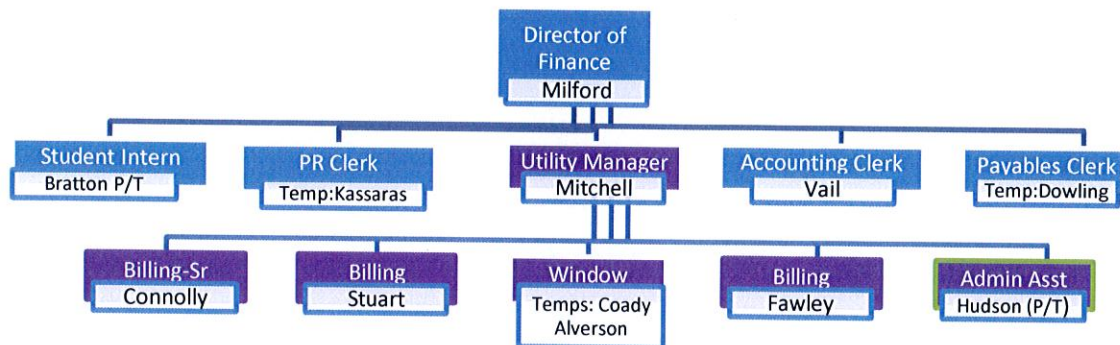
The internal services department is the “back office” of accounting, government billing, finance, benefits administration, and vendor payments, as well as the initial point of contact for payment and customer services for the City. As the front window for City services, the department processes utility bills and coordinates service orders to respond to customer service inquiries for all enterprises. Since these services benefit virtually all other departments, those costs that can be cost effectively allocated to departments (i.e. payroll benefits) are directly charged to other departments. Those costs that are not cost effective to ‘meter’ (i.e. accounting, banking fees, vendor payment services, etc.) are reimbursed as part of the monthly transfers from the enterprise funds based on estimated usage/benefit. Staff salaries are shown as part of the “General Government” department or allocated to the various Utility Funds.

Internal services provides accounting, audit preparation, annual report preparation, payroll, purchasing card administration, state and federal tax and other filings, purchase order administration, vendor payment processing, FEMA coordination, worker’s compensation processing, utility bill processing and collections, and is the front line for customer service issues and questions.

The department serves three types of customers:

- The customers of the City’s utilities, and City residents (approx. 12,000 across up to 5 utilities);
- The City’s employees as the payroll processing and primary benefits coordination source; and,
- The City’s departments (government and utility) as a central accounting and reporting resource.

Staffing



FY2015 Financial Performance

The chart below reflect the last three years, including FY2015 estimated performance.

BUDGET	2012	2013	2014	2015 (Est)	2016
Operating Exp	594,706	649,904	649,446	721,673	661,816
Capital Exp	0	180,000*	0	50,500*	65,000

*City Council approved two expenditures to 1) replace legacy accounting and utility software and 2) to enable automated check processing. Terms negotiated with BS&A defer about \$100,000 in payments to 2014, although the liability and expenditure will be recorded in 2013. In 2015, City Hall HVAC was updated.

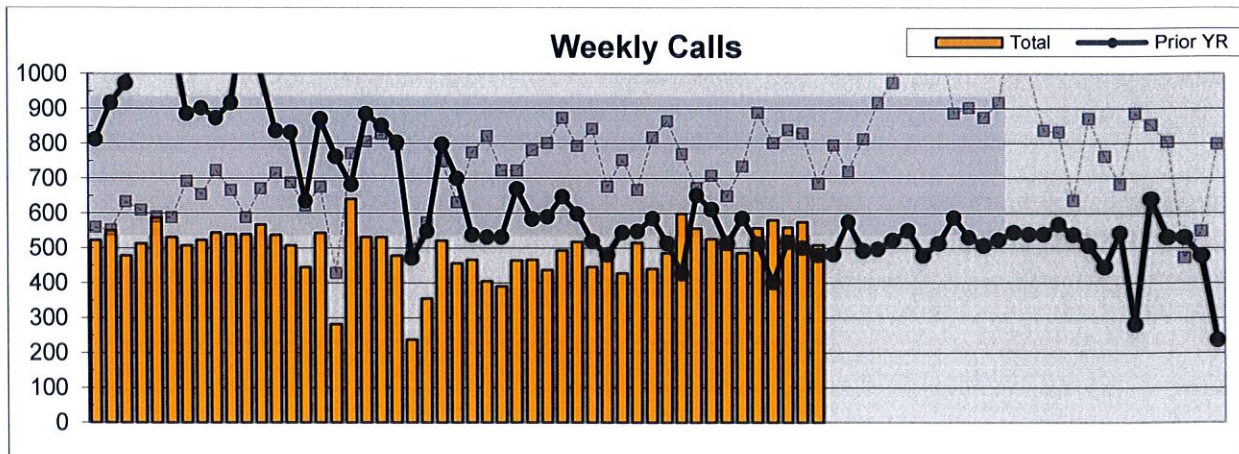
Revenues: Internal services administrates and records all city revenues but does not independently generate revenues. FEMA and Deadman’s Island non-recurring grant revenues vary annually.

The Department operating costs are projected to come in over budget for 2015 by about \$80,000, due to offset unbudgeted expenses in workman’s compensation and unemployment insurance costs as well as increased levels of legal and professional costs associated with litigation and worker’s compensation support.

Noteworthy FY2015 Operational Accomplishments

As mentioned before, the Department operating costs are expected to come in under budget for FY2015.

Below is a chart that shows the number of customer service calls received and facilitated by staff.



As reflected in the chart above, staff (Mitchell, Connolly, Stuart, Hudson, Moore) received 25,935 calls in 2015. This is down from 37,492 in 2014 and 36,450 in 2013.

Staff took 577 payments by phone in 2015. This has decreased from 6,727 in 2014 and 8,830 in 2013 due to dedicated toll free payment system.

Staff has received vendor Invoices & processed payments totaling 5,384 for FY2015. This is up from 5,159 in 2014 and 4,100 in 2013. Staff has processed 2,664 non-utility receipt and 2,835 paychecks in 2015.

FY2016 Proposal

The Department proposes the following for the FY2016 budget:

FY2016
Operating Expenses: 661,816
Capital Expenses: 65,000

In addition, the Department would like the council to be away of the following issues:

- **Significant Rise in Workman’s Comp Incidents:** Historically the City has benefitted from uncharacteristically low number of on the job injuries, and the incidents have typically been minor. 2015 has been extraordinarily active in this area with numerous complex, high cost and some potentially litigious incidents that require significant amounts of staff time.
- **Impact of Tiger Point Acquisition:** A disproportionate amount of time and effort has been required by staff to support and integrate Tiger Point activities. Average monthly invoice items processed has risen from a monthly average of 500-600 per month last year to between 700-780 in recent months. The distinct operational nature of the golf course does not allow for integration with the City’s software, vendor base, or credit card processing systems.
- **Apparent relief from increased customer service demands:** Through a series of process changes (automated line for payments, new utility bill processing software, personnel changes) we are seeing sustained decreases from prior year call activity.
- **Expansion of payment services:** With the capabilities of the new BSA software, a longer term goal is to reduce manual “cash box” operations (currently, all sites except City Hall) and replace them with cash drawers that are tied into the City’s BSA network. Conceivably, in future years, system integrated cash drawers will be operating at the Community Center, Police Station and Tiger Point. Ultimately, this could allow residents to drop off utility bills, Community Center fees, red light tickets or Tiger Point invoices at any cash drawer location. Also, cost effective means of expanding the ability to accept

virtually all payments online are being pursued. It should be noted that the City is relatively rare exception in that it does not charge (or pass along) a "convenience fee" for online payments (except for red light ticket payments).

Capital Expenditures

In 2013, the City outsourced its payroll processing to Paychex, but has not seen the promised benefits of streamlined remote entry of staff time, nor readily accessible and reliable related reports. The department is researching other alternatives.

It is anticipated that the City will transition from Paychex payroll services to another software/service provider through award of an RFP. Transition costs have been aggressively estimated at \$65,000.

City of Gulf Breeze

2016 Capital Project or Equipment

Project/Equipment

Project Name: PAYROLL SYSTEMS CHANGE **Department:** INFORMATION SYSTEMS
Project Status: REPLACEMENT OF EQUIP. **Project Type:** 70 - TECHNOLOGY
Location: CITY HALL/FINANCE **Acct. Number:** 001-0200-564.64-20
Relationship to Other Projects: NONE

Description

Start up costs/ transition & installation costs, potentially software and hardware costs relating to improving the Payroll, Timesheet and HR/Benefits reporting system.

Assumption that service bureau costs will be lower for transition but higher for annual costs; software will be higher initial purchase and lower annual costs .A software installation is projected below.

Project Cost Description	2016	2017	2018	2019	2020	2021	2022	Total 2016-2022 Only
INSTAL/SOFTWARE PURCHASE	60,000							60,000
ANNUAL LICENCE/MAINT. FEE	8,000				8,000			16,000
ANNUAL LICENCE/MAINT. FEE (ALL ABOVE ARE GUESSTIMATES)	-	6,000	6,000	6,000	6,000	6,000	6,000	36,000
								-
TOTAL COSTS	\$ 68,000	\$ 6,000	\$ 6,000	\$ 6,000	\$ 14,000	\$ 6,000	\$ 6,000	\$ 112,000
ANNUAL PAYCHEX FEES CURRENTLY	18,400	18,400	18,400	18,400	18,400	18,400	18,400	128,800
								-
								-
TOTAL FUNDS	\$ 18,400	\$ 18,400	\$ 18,400	\$ 18,400	\$ 18,400	\$ 18,400	\$ 18,400	\$ 128,800

**CITY OF GULF BREEZE
FY16 PROPOSED BUDGET**

DESCRIPTION	2011-12 AMENDED BUDGET	2012-13 AMENDED BUDGET	2013-14 AMENDED BUDGET	2014-15 ORIGINAL BUDGET	2014-15 PROJECTED BUDGET	2015-16 PROPOSED BUDGET
INTERNAL SERVICES						
PERSONNEL PAYMENTS	\$39,400	\$0	-\$1,978	\$0	\$0	\$0
TAXES & BENEFITS	\$1,000	\$1,000	\$27,716	\$1,000	\$57,900	\$61,000
PROF & CONTRACT SERVICES	\$154,700	\$247,200	\$258,590	\$266,000	\$277,500	\$252,000
OPERATION & REPAIRS	\$216,006	\$216,006	\$248,691	\$219,156	\$251,700	\$294,000
SUPPLIES & FUEL	\$99,800	\$122,800	\$81,536	\$107,800	\$94,650	\$104,300
CAPITAL EXPENDITURES	\$0	\$0	\$273,170	\$0	\$61,000	\$72,000
DEBT SERVICE	\$84,000	\$62,898	\$72,611	\$67,860	\$64,480	\$90,385
TOTAL EXPENDITURES-INTERNAL SERVICES	\$594,906	\$649,904	\$960,336	\$661,816	\$807,230	\$873,685

STREETS DEPARTMENT FY2016 BUDGET

Department Description and Primary Functions

This Department maintains a network of 35 miles of interior streets, ten miles of sidewalks, plus maintenance of right-of-ways. The Highway 98 section of roads is under the jurisdiction of Florida Department of Transportation, with the City being reimbursed for operation and maintenance of the traffic signals.

Drainage systems were included in this Department until the creation of the Stormwater Fund. However, some drainage related work is inseparable from the paving and street maintenance activity, so there is some overlap of responsibility.

Staffing

The Public Services Department utilizes all of its resources in any capacity needed by the City. Therefore, employees are not dedicated to one specific task or funding source. The employees work efforts are funded through several different departments based on the work with which they are most likely to be involved. The staffing is estimated in equivalent full time employees. The numbers below reflect a part time person fully dedicated to Streets and 16 positions that are partially funded by Streets.

- Current: 0.910 Full Time Equivalent
- Authorized: 1.040 Full Time Equivalent

Inmate labor is used extensively for R.O.W. maintenance for mowing and tree trimming. This cost is fairly new to the budget as the State used to provide inmates at no cost, but the City is now required to pay for the inmate guard and transportation. Normal maintenance to repair potholes and striping is done as needed.

FY2015 Financial Performance

The Streets Department is a non-revenue generating Department. The City does receive reimbursement from the Department of Transportation for traffic signal maintenance for US Highway 98. The reimbursement for traffic signal maintenance received in FY2015 will be \$12,000, which is twice that received last year. Because of the resurfacing of US Highway 98, the contractor has been responsible for traffic signal maintenance and has paid for repairs so the amount actually spent in FY2015 is expected to be less than \$1,000.

The overall expenses are predicted to be about 98.7% of the budget. The actual amount of pavement resurfaced will be less than budgeted by \$170,000, but these expenses are offset by repair expenses that extended into FY2015 from the April 2014 flood.

Noteworthy FY2015 Operational Accomplishments

The FY2015 focus was on recovering from the April 2014 flood. Repairing roadways damaged from the flood, including an intense spot repair for minor damage and potholes. The City also completed the sidewalk grinding of large portions of the City. The grinding process removes abrupt changes between sidewalk panels that are trip hazards by creating a sloped transition.

FY2016 Proposal

The FY2016 budget proposes a 4% increase in spending. The additional funding is proposed to complete an intensive street sign replacement and pavement maintenance program started in FY2015. The proposed budget of \$640,000 includes a \$25,000 increase in road materials and supplies to cover the replacement and maintenance programs.

Capital Expenditures

The flood of April 2014 has delayed work on resurfacing that was budgeted in FY2015. The resurfacing of Oviedo Drive was completed. The Department has completed the design for Dracena Way, Beach Drive, Middle Plantation Lane and Circle, Gilmore Drive, San Carlos Avenue, Hampton Street, and portions of Plantation Hill Road and Silverthorn Road. Dracaena Way and Silverthorn Road have been delayed because of the stormwater construction in the area, but the remainder of the roads should be complete or in progress by the end of FY2015.

FY 2016 PAVING PROPOSAL

=35 miles / 15 years = 2.33 mi/yr

Indicates FEMA Reimbursable

		FY2014	FY 2015	FY2016
TO BE PAVED (feet)		3,321	15,218	13,873
(miles)		0.629	2.882	2.627
PROJECTED COST		\$ 125,795	\$ 576,439	\$ 525,492
FEMA FUNDED			\$ 37,500	\$ 77,727
ACTUAL EXPENSE		\$ 143,934		
FY TOTAL		\$ 269,730	\$ 538,939	\$ 447,765
	LENGTH			
Cadiz, Cordoba	1,300	COMPLETE		
Oveido	1,686	COMPLETE		
Madrid	607			YES
Valencia	1,814			YES
Bear	757			YES
Bear	1,477			YES
Dracena	1,753			YES
Dracena	575			YES
Silverthorn (Partial)	1,245			YES
Loruna	1,723			YES
Berry	850		YES	
Navy Cove	1,452		YES	
Driftwood	357		YES	
Montrose	1,509		YES	
Gilmore	3,417		YES	
Poincianna	1,338	YES		
San Carlos	3,013		YES	
Hampton	1,010		YES	
Beach	1,054	YES		
McLane	929	YES		
Plantation Hill Rd (P)	1,794		YES	
Plantation Hill Rd (P)	740		YES	
Middle Plantation Ln & Cir	826		YES	YES
Middle Plantation Ln & Cir	250		YES	
Boniface Cir	445			
Dolphin	3,096			YES

City of Gulf Breeze

2016 Capital Project or Equipment

Project/Equipment

Project Name: RESURFACING **Department:** STREETS AND DRAINAGE
Project Status: **Project Type:** CAPITAL BUDGET
Location: STREETS **Acct. Number:** 001-0300-563.63-99
Relationship to Other Projects: 1

Description

Street sign replacement and upgrades.

Project Cost Description	2016	2017	2018	2019	2020	2021	2022	Total 2016-2022 Only
RESURFACING	450,000	420,000	420,000	420,000	420,000	420,000	420,000	2,970,000
								-
								-
								-
TOTAL COSTS	\$ 450,000	\$ 420,000	\$ 420,000	\$ 420,000	\$ 420,000	\$ 420,000	\$ 420,000	\$ 2,970,000
Proposed Source of Funds								
GENERAL FUND OPS/RESERVES	450,000	420,000	420,000	420,000	420,000	420,000	420,000	2,970,000
								-
								-
								-
TOTAL FUNDS	\$ 450,000	\$ 420,000	\$ 420,000	\$ 420,000	\$ 420,000	\$ 420,000	\$ 420,000	\$ 2,970,000

**CITY OF GULF BREEZE
FY16 PROPOSED BUDGET**

DESCRIPTION	2011-12 AMENDED BUDGET	2012-13 AMENDED BUDGET	2013-14 AMENDED BUDGET	2014-15 ORIGINAL BUDGET	2014-15 PROJECTED BUDGET	2015-16 PROPOSED BUDGET
STREETS AND DRAINAGE						
PERSONNEL PAYMENTS	\$40,000	\$41,303	\$42,038	\$42,318	\$33,288	\$43,420
TAXES & BENEFITS	\$11,830	\$11,455	\$8,534	\$13,014	\$9,585	\$13,735
PROF & CONTRACT SERVICES	\$5,159	\$5,160	\$30,434	\$5,160	\$6,100	\$5,200
OPERATION & REPAIRS	\$52,500	\$62,000	\$97,684	\$58,000	\$122,878	\$56,800
SUPPLIES & FUEL	\$17,600	\$15,600	\$149,625	\$15,600	\$50,100	\$41,100
CAPITAL EXPENDITURES	\$5,000	\$5,000	\$14,450	\$470,000	\$376,100	\$407,000
DEBT SERVICE	\$8,800	\$8,900	\$8,920	\$9,472	\$9,001	\$8,885
TOTAL EXPENDITURES-STREETS AND DRAINAGE	\$140,889	\$149,418	\$351,685	\$613,564	\$607,052	\$576,140

PARKS AND RECREATION FY2016 BUDGET

Department Description and Primary Functions

The Parks and Recreation Department provides the maintenance and management of turf, landscaping, playing surfaces, irrigation, restroom facilities, utilities, litter control, and equipment for playgrounds, exercise and maintenance.

Facilities include:

- 10 Multi-Purpose Athletic Fields
 - 5 Baseball
 - 4 Softball
 - 1 Football/Lacrosse/Soccer
- 4 Concession/Restroom Facilities
 - Football/Lacrosse/Soccer
 - Baseball
 - Softball
 - Tennis
- 3 Fishing/Swimming Piers
 - Wayside Park East
 - Shoreline Park South
 - Vista Park
- 12 Tennis Courts
 - 10 at Shoreline Park
 - 2 at Highpoint Drive
- 5 Community Playgrounds
 - Sunset Kids Park
 - Woodland Park
 - McClure Park
 - Williamsburg Park
 - Hodges Park
- 19 Picnic Pavilions
 - Wayside Park East
 - Shoreline Park South
 - Sunset Kids Park
- Woodland Park
- 1 Eighteen-Hole Disc Golf Course
 - Shoreline Park
- 1 Concrete Skate Park
 - Shoreline Park
- 1 Dog Park
 - Shoreline Park
- 2 Boat Launches with Parking
 - Wayside Park West
 - Shoreline Park South
- 5 Waterside Boardwalks/Sidewalks
 - Wayside Park East
 - Wayside Park West
 - Shoreline Park South
 - Vista Park
 - Baycliffs Preserve
- Landscape Management of the Medians
 - Highway 98—Gulf Breeze Proper
 - Highway 399—Gulf Breeze Parkway to the Bob Sikes Bridge
 - Highway 98—Through the Naval Live Oaks National Seashore

Staffing

In fiscal year 2015, Parks and Recreation utilized five full time and one part time position to manage and maintain the function and appearance of the Parks & Recreation facilities. The Department is authorized to operate with five full time and two part time positions.

FY2015 Financial Performance

Parks and Recreation anticipates completing this fiscal year with a total expenditure of \$884,884 which is \$148,325 over the allocated budget of \$736,532.

The FY2015 expenditures include the following unbudgeted expenses, totaling \$165,927:

- \$91,073 – Tennis court repairs
- 49,773 – Backstop and netting replacement
- 8,816 - Replacement 72' turf mower
- 8,065 – ERA estuary grant
- 4,416 – Deadman's Island project
- 3,784 – Art sculpture lighting repairs

Noteworthy FY2015 Operational Accomplishments

Parking in Shoreline Park for large events presented some challenges in FY2015. In response, the Department has asked GBSA to not schedule home football games and soccer matches at the same time. The Department has also established a 50 team limit for baseball/softball tournaments that compete over a three day period. During GBSA's regular season, play was limited to only 6 fields in use simultaneously. These actions provided significant relief.

Lacrosse/Football programs have experienced significant growth in recent years and the resulting increase in field usage has worn heavily on the football/soccer stadium turf as well as Field 10. In FY2015 the Department received contributions totaling \$1,000 from GBSA and an adult lacrosse group to provide seven pallets of Bermuda Tift 419 sod and top dressing to return the fields to excellent condition. These repairs are under way and the fields will be re-opened mid-August.

FY2016 Proposal

The Proposed Parks and Recreation Budget provides expenses of \$827,392. This increase provides for a 5% staff raise and a 12.5% health insurance increase while maintaining the current level of service delivery.

Capital Expenditures

The Department does not have immediate plans for new capital projects during the coming fiscal year. The netting and backstops are new, the fences and athletic fields are in good shape, the tennis courts are new as is all of the playground equipment. Wayside Park East and West will be addressed with the replacement bridge, and Shoreline Park South is serving guests in good fashion.

One project that has generated some community interest is the installation of a "splash pad".

During the coming year, the Department will draft a concept proposal for Council's consideration.

Equipment needs during FY2016 will include two replacement trucks and a replacement turf aerator. A replacement is required for the 2000 Ford F-250 crew cab that has been in service since 2000. The second new vehicle replaces a 2005 F-150 whose engine failed and it was determined that the cost of repair exceeded the value of the vehicle. The current turf aerator has been in service since 1985 and repair parts are no longer available. A replacement aerator is expected to cost \$6,000. Parks and Recreation anticipates the total cost for these three replacement items to not exceed \$81,000 and the Department is requesting funding through capital reserves.

City of Gulf Breeze

2016 Capital Project or Equipment

Project/Equipment

Project Name: EQUIPMENT REPLACEMENT **Department:** PARKS & REC
Project Status: _____ **Project Type:** 80 - AUTOMOTIVE EQUIPMENT
Location: PARKS & REC **Acct. Number:** 001-0400-564-64.10
Relationship to Other Projects: _____

Description

Replace 2000 Ford F-250 Crew Cab Utility Body. Peplace 2005 Ford F-150 Standard Cab Pickup. Replace Turf Aerator.

Project Cost Description	2016	2017	2018	2019	2020	2021	2022	Total 2016-2022 Only
2016 FORD F-250 CREW CAB UTILITY	40,000							40,000
2016 FORD F-150 STD. CAB PICKUP	35,000							35,000
TURF AERATOR	6,000							6,000
								-
TOTAL COSTS	\$ 81,000	\$ -	\$ -	\$ -	\$ -	\$ -	\$ -	\$ 81,000
Proposed Source of Funds								
CAPITAL RESERVES	81,000							81,000
								-
								-
TOTAL FUNDS	\$ 81,000	\$ -	\$ -	\$ -	\$ -	\$ -	\$ -	\$ 81,000

**CITY OF GULF BREEZE
FY16 PROPOSED BUDGET**

DESCRIPTION	2011-12 AMENDED BUDGET	2012-13 AMENDED BUDGET	2013-14 AMENDED BUDGET	2014-15 ORIGINAL BUDGET	2014-15 PROJECTED BUDGET	2015-16 PROPOSED BUDGET
PARKS AND RECREATION						
PERSONNEL PAYMENTS	\$151,798	\$163,589	\$190,178	\$190,660	\$169,800	\$207,620
TAXES & BENEFITS	\$50,067	\$44,306	\$44,192	\$46,767	\$59,311	\$71,798
PROF & CONTRACT SERVICES	\$88,300	\$100,400	\$168,852	\$141,694	\$133,377	\$128,500
OPERATION & REPAIRS	\$138,900	\$183,900	\$357,047	\$128,000	\$235,900	\$116,750
SUPPLIES & FUEL	\$23,000	\$31,000	\$27,453	\$22,975	\$30,879	\$25,500
CAPITAL EXPENDITURES	\$0	\$0	\$65,517	\$0	\$49,800	\$46,000
DEBT SERVICE	\$210,887	\$194,411	\$194,961	\$206,436	\$205,900	\$194,140
TOTAL EXPENDITURES-PARKS AND RECREATION	\$662,952	\$717,606	\$1,048,200	\$736,532	\$884,967	\$790,308

POLICE DEPARTMENT FY2016 BUDGET

Department Description and Primary Functions

The Police Department is comprised of the following divisions:

- Patrol
- Investigations
- Administration
- School Resource Officers
- Traffic
- Clerical
- Victim Advocate
- Dispatch

There are 18 full time police officers, 4 paid part time officers, 5 full time dispatchers, 6 part time dispatchers, 1 record clerk, 1 part time Red Light Camera project clerk, 1 administrative assistant and 1 part time victim advocate. The Department has 24 volunteers (Volunteers In Police Services, AKA: VIPS).

There are two officers assigned to the Traffic Division. Besides their traffic enforcement duties, they also assist the shift officers in responding to calls for service when the other officers get tied up on calls. Both traffic officers drive unmarked police vehicles. There is one supervisor and one officer assigned to the Investigation Division. They investigate all crimes within the City as well as assist other local, state and federal law enforcement agencies when necessary. The DEA has once again requested that the Department become a member of their local Task Force.

The jurisdiction consists of the City of Gulf Breeze and the Department has concurrent jurisdiction on the Pensacola Bay Bridge and Bob Sikes Bridge. Under mutual aid agreements the Department can respond anywhere in Escambia and Santa Rosa Counties if requested. Besides the approximate 6,000 residents within the City served, the Department enforces traffic laws on Highway 98 that sees approximately 55,000 vehicles daily. During major events such as the 4th of July, Blue Angels Air Show, and music festivals on Pensacola Beach the Department may deal with traffic counts of 100,000 plus.

The Police Department office is maintained by the Records Clerk, the Administrative Assistant, the Investigator, one Sergeant in Investigations, The Deputy Chief, and the Chief of Police, Monday through Friday.

The Victim Advocate position is a contracted position one day per week handling victim services.

The Police Department has several sources of revenue. It currently receive revenues from the following:

- Traffic citation and court fines
- 911 phone fees
- Santa Rosa County School Board funding of 2 school resource officers
- National Park Service Memorandum of Understanding for dispatch services
- Pensacola Sports Association – Double Bridge Run
- Santa Rosa Island Authority – Off duty payment for additional officers on busy weekends

Staffing

- Current: 18 Full time officers
- Authorized: 18 Full time officers

Note: In 2015 the Department received one full time Patrol Officer Position which had not been staffed for 7 years. This position was filled with Officer Beth Goff. The Department now operates with one full time position not staffed in the Dispatch center.

FY2015 Financial Performance

2015 brought about an unusual year of injuries for the Officers. One incident at the Villas resulted in two shoulder surgeries for two Officers. An incident of a fleeing suspect resulted in Emergency Room visits for two other officers. Another incident of a fleeing suspect resulted in an Officer with a severely injured arm. In addition, an officer hurt his back while dealing with an arrested individual. This officer has had major back surgery and is still out on light duty (since December 2014). In addition, the Department saw other minor injuries that required Emergency Room visits. As a result, the worker's compensation account was hugely inflated for the year. A few resignations and retirements during the year did reduce the budget approximately \$50,000 overall for wages. This also allowed the Department to save significantly on taxes. Even with the excessive costs due to injuries the Department will only surpass the budget by approximately \$4,500.00. Total revenues should bring in close to \$242,000, by the end of the fiscal year.

This year two more offices were renovated in the Station for less than \$2,500.00. All of the work was done by PD employees. Efforts are also underway to renovate the Dispatch and Report room at minimal costs.

Noteworthy FY2015 Operational Accomplishments

All injuries aside, the Department has had a busy year for law enforcement as indicated by the stats for the year so far:

- | | |
|-----------------------|-----|
| • Crashes | 339 |
| • Felony Arrests | 30 |
| • Misdemeanor Arrests | 185 |

- DUI Arrests 70
- Narcotics – Felony 23
- Narcotics – Misdemeanor 21
- Weapon Arrests: 5 gun 3 knife

Thirty guns have passed through the Department for one reason or another due to interaction with the police (i.e., Domestic Violence, DUI, safe keeping, found, recovered etc.)

Five of these guns have been seized due to the crime being a weapons offense (Possession by a convicted felon, concealed firearm, etc.). These guns have been awarded to the Police Department by Judge’s Court Order.

So far this current fiscal year officers have been dispatched to 14,901 calls for service.

The Police Department was represented by two outstanding young officers, Travis White and Kevin Skelton at the funeral in New York City of one of New York’s finest who was laid to rest after being tragically murdered with his partner while taking a meal break in their Patrol vehicle. The Department received a letter by one of NYPD’s Command Staff, recognizing Travis and Kevin for their show of unity in the loss of one of their officers. These two officers were also recognized by M.A.D.D. for their diligent efforts in DUI enforcement this past year.

Also this past year, Investigators and Command Staff assisted the DEA in a long term cocaine smuggling investigation that progressed into an extended Title III “Wire Tap” of Pensacola area individuals. This cocaine smuggling ring originated in Mexico with the drugs being smuggled into the Houston area and then brought to Pensacola via “Mules” utilizing mass transit. The investigation resulted in numerous search warrants being executed and the seizure of more than 9 kilograms of cocaine, large amounts of marijuana and the arrests of more than a dozen local individuals for charges ranging from drug possession and sale to money laundering. Some of these individuals were also implicated in several shootings and murders (all drug related) in the Pensacola area. The local DEA office has asked the Department once again to become more involved in local drug enforcement efforts. The Department is awaiting Federal approval for the startup of a federally funded HIDTA (High Intensity Drug Trafficking Area) enforcement group in Escambia and Santa Rosa County. This group would concentrate on drug trafficking on I-10 and Highway 98. In addition, the Resident Agent in Charge of the Pensacola office has also asked the Department to become a member of their local Narcotic Task Force.

FY2016 Proposal

The 2016 proposed budget will include an overall increase of 9.2%. This is a result of a 3% wage increase, 12.5% increase in health insurance, 3% increase in FICA, and a \$25,000 increase in the budget line for Worker’s Compensation (a result of the numerous on the job injuries). The budget also reflects a Capital increase of \$90,000 for Equipment (two patrol vehicles, one unmarked vehicle for admin.) In years past, Capital equipment expenditure has not been reflected in the submitted budget. It has been shown separately.

Capital Expenditures

Capital equipment requested is:

- 2015 Ford Explorer Interceptor Patrol Vehicle \$45,000
- 2015 Ford Interceptor (sedan) Patrol Vehicle \$35,000
- 2011 Toyota Camry* (Admin Vehicle) \$10,000

*The Camry was provided free of charge for the Victim Advocate program by Bob Tyler Toyota in 2011. It was used free of charge since that time but the Department no longer maintains a full time Victim Advocate program. Mr. Tyler has agreed to sell us the vehicle for a greatly reduced price of \$10,000. This vehicle is in excellent shape with only 19,000 miles on it.

City of Gulf Breeze

2016 Capital Project or Equipment

Project/Equipment

Project Name: ANNUAL FLEET PURCHASE **Department:** POLICE
Project Status: EQUIPMENT REPLACEMENT **Project Type:** 80 - AUTOMOTIVE EQUIPMENT
Location: 311 FAIRPOINT DRIVE **Acct. Number:** 001-0500-564-6400 / 102-4500-564-6400
Relationship to Other Projects: DESCRIPTION

Description

Purchase of upgrading the department vehicle fleet to three vehicles. New purchase of two vehicles: One Ford Explorer Interceptor(third priority), one Ford Taurus Interceptor sedan (second priority), purchased on state contract through Hub City Ford in Crestview, Florida. The third is a used 2011 Toyota Camry from Bob Tyler Toyota in Pensacola(1st priority), Florida. This vehicle has been a loaned vehicle to the Police Department for the past 3 years, used as an administration and victim services vehicle.

Project Cost Description	2016	2017	2018	2019	2020	2021	2022	Total 2016-2022 Only
2015 FORD EXPLORER INTERCEPTOR	45,000							45,000
2015 FORD INTERCEPTOR SEDAN	35,000							35,000
2011 TOYOTA CAMRY	10,000							10,000
								-
TOTAL COSTS	\$ 90,000	\$ -	\$ -	\$ -	\$ -	\$ -	\$ -	\$ 90,000
Proposed Source of Funds								
RED LIGHT CAMERA FUNDS	90,000							90,000
102-4500-564-6400								-
								-
								-
TOTAL FUNDS	\$ 90,000	\$ -	\$ -	\$ -	\$ -	\$ -	\$ -	\$ 90,000

**CITY OF GULF BREEZE
FY16 PROPOSED BUDGET**

DESCRIPTION	2011-12 AMENDED BUDGET	2012-13 AMENDED BUDGET	2013-14 AMENDED BUDGET	2014-15 ORIGINAL BUDGET	2014-15 PROJECTED BUDGET	2015-16 PROPOSED BUDGET
LAW ENFORCEMENT						
PERSONNEL PAYMENTS	\$1,159,981	\$1,322,028	\$1,313,655	\$1,330,752	\$1,287,150	\$1,342,811
TAXES & BENEFITS	\$443,837	\$420,286	\$542,550	\$434,902	\$627,800	\$531,800
PROF & CONTRACT SERVICES	\$24,661	\$26,000	\$30,602	\$34,000	\$32,000	\$30,000
OPERATION & REPAIRS	\$56,219	\$68,600	\$77,329	\$71,625	\$71,700	\$68,500
SUPPLIES & FUEL	\$151,078	\$146,250	\$201,165	\$170,500	\$164,700	\$151,100
CAPITAL EXPENDITURES	\$0	\$0	\$137,744	\$0	\$96,300	\$90,000
DEBT SERVICE	\$10,454	\$10,166	\$10,194	\$10,775	\$6,905	\$10,155
TOTAL EXPENDITURES-LAW ENFORCEMENT	\$1,846,230	\$1,993,330	\$2,313,239	\$2,052,554	\$2,286,555	\$2,224,366

FIRE CONTROL FY2016 BUDGET

Department Description and Primary Functions

The Casablanca Volunteer Gulf Breeze Fire Department was established in 1955 prior to the City's incorporation in 1964. The Department started with four members and a bucket brigade. In 1957, the Department raised enough money to buy its first fire truck. At first the Department only responded to fires. Over the years the Department has expanded its role within the community. The Department began to run a rescue squad staffed with some of the first volunteer Emergency Medical Technicians in the state. The rescue squad also carried one of the first automated external defibrillators and set of hydraulic extrication tools (Jaws-of-Life) in the area.

In 2001, Explorer Post 133 was established to revive The Gulf Breeze Fire Department's Junior Firefighter Program with just two members and three Post Advisors; with the Department's membership aging and few younger members joining, the explorer program was designed to raise the Fire Department's youth membership and to expose its membership to the fire service. The Explorer Post is associated with the Boy Scouts of America and is a division of Gulf Breeze - Fire Rescue and participates in Department training and emergency calls.

In 2005, in order to better reflect the Gulf Breeze Volunteer Fire Department's expanded role in emergency services, the name was changed to Gulf Breeze Fire - Rescue and has grown to around 25 members with one engine (Engine 33), one ladder truck (Ladder 33), a rescue truck (Squad 33), a support truck (Support 33), a Fire/Rescue boat (Boat 33), and a complement of staff vehicles. Gulf Breeze Fire - Rescue also provides assistance (automatic mutual aid) to Pensacola Beach (Escambia County Fire – Rescue Station 13) and to Midway Fire Protection District (Santa Rosa Stations 35 and 37) for all structural fires as well as vehicle extrications. Additionally, Gulf Breeze Fire-Rescue is a member of the Santa Rosa County Firefighter's Association, and when requested, will provide assistance anywhere in Santa Rosa County.

Staffing

- Current: 35 on Roster about 15 – 20 Active
- Authorized: n/a

FY2015 Financial Performance

The Projected 2014-15 Budget for Fire Control is expected to be approximately \$346,735. This is \$38,675 more than what was originally budgeted. This figure can be explained as follows:

Repairs—Maintenance & Vehicles

Orig. Budget: \$12,000

Proj. Budget: \$20,000

This line item has increased due to unforeseen maintenance issues on the large apparatus (Eng 33, Ldr 33 & Res 33). Eng. 33 has suffered from issues that are related to the flood but not covered under insurance.

Operating Supplies

Orig. Budget: \$13,000 Proj. Budget: \$17,000

This line item has been increased due to coding errors and because some of the capital purchases were charged to this account.

Machinery and Equipment

Orig. Budget: \$0 Proj. Budget: \$34,050

This line item increased to reflect capital purchases that were planned for and approved by the City Council.

Noteworthy FY2015 Operational Accomplishments

- In calendar year 2014, GBFR responded to 856 calls for service
- Re-Establishment of Explorer Post

FY2016 Proposal

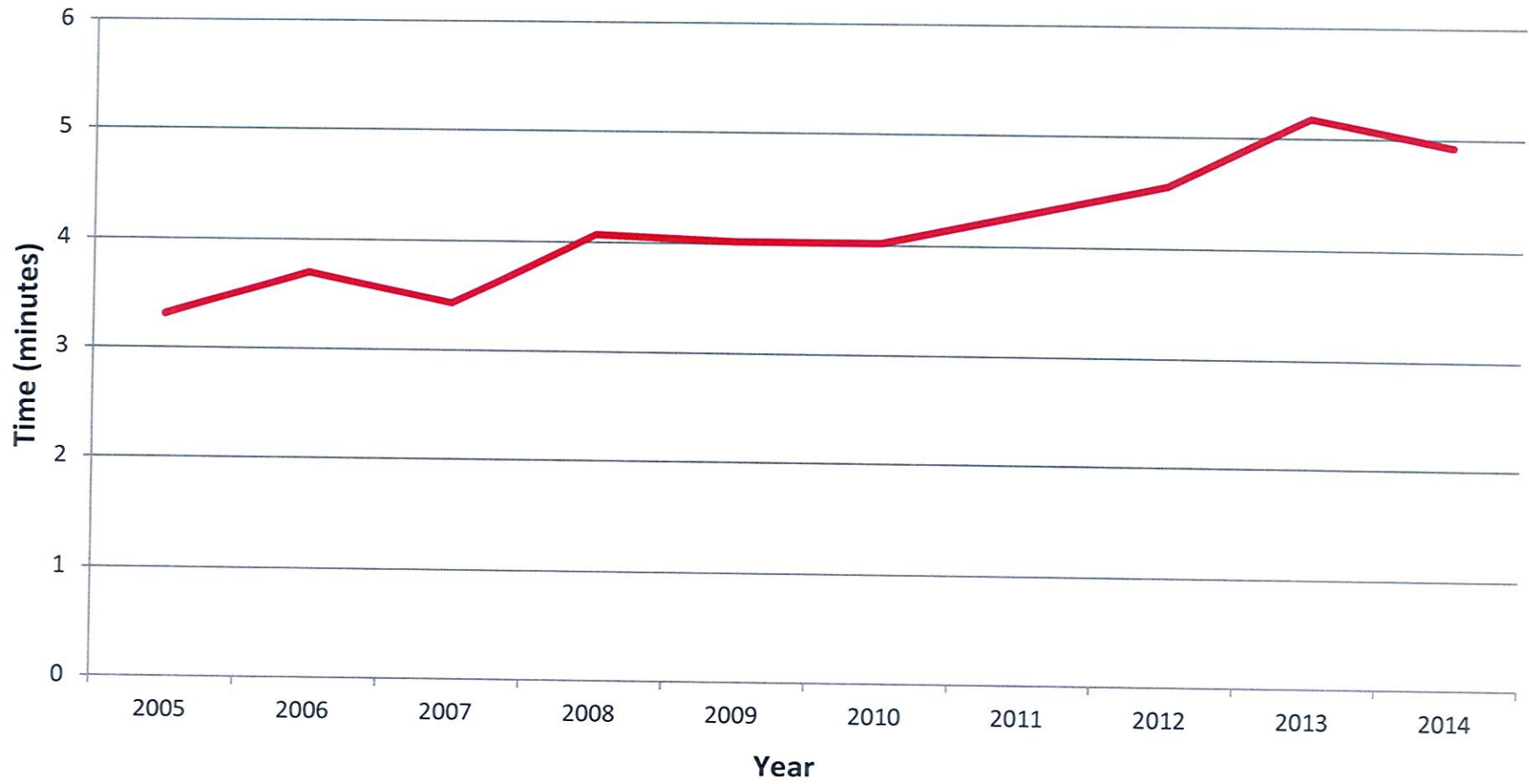
This 2016 budget basically remains unchanged from the previous year. The most significant change is related to capital needs. Most of the capital needs concern maintenance of existing programs and accounts for the attrition of equipment. The most significant expenditures involve the acquisition of new extrication equipment and additional radios to augment the County's new Public Safety Radio System that is expected to go online in January 2016. The extrication equipment the Department currently uses is made up of a mix and match of tools, some of which date back to the 70s. The estimated cost of a new set of extrication tools is \$30,000. The acquisition of new radios is to complement what the County provides the Department through the new 700 MHZ public safety radio system. The County will provide the City with 15 portable radios and 7 mobile radios at a cost of \$80,000. This leaves the Department about 10 portable and 2 mobile radios short of the current complement. Staff is proposing phasing this in over a two-year period. The total acquisition cost is \$50,000 (\$25,000 each year).

Capital Expenditures

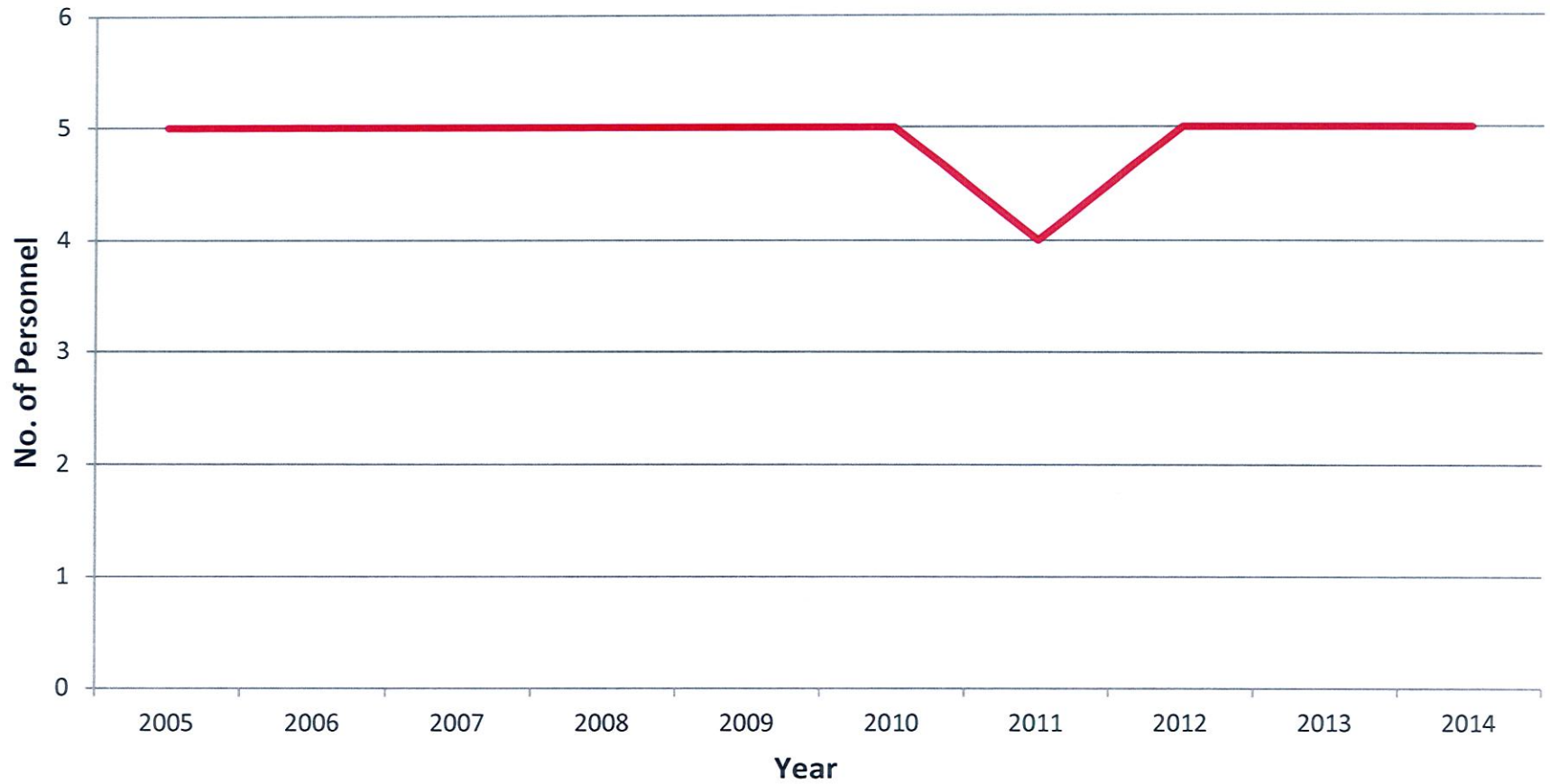
Radio Equipment	\$25,000
Extrication Equipment	\$30,000

Scene Lighting Upgrade to LDR 33	\$3,000
Loose Power Equipment	\$7,000
Fire Hose Attrition	\$5,000
Tires ENG 33	\$5,000
<u>Life Vest Replacement</u>	<u>\$2,000</u>
	\$77,000

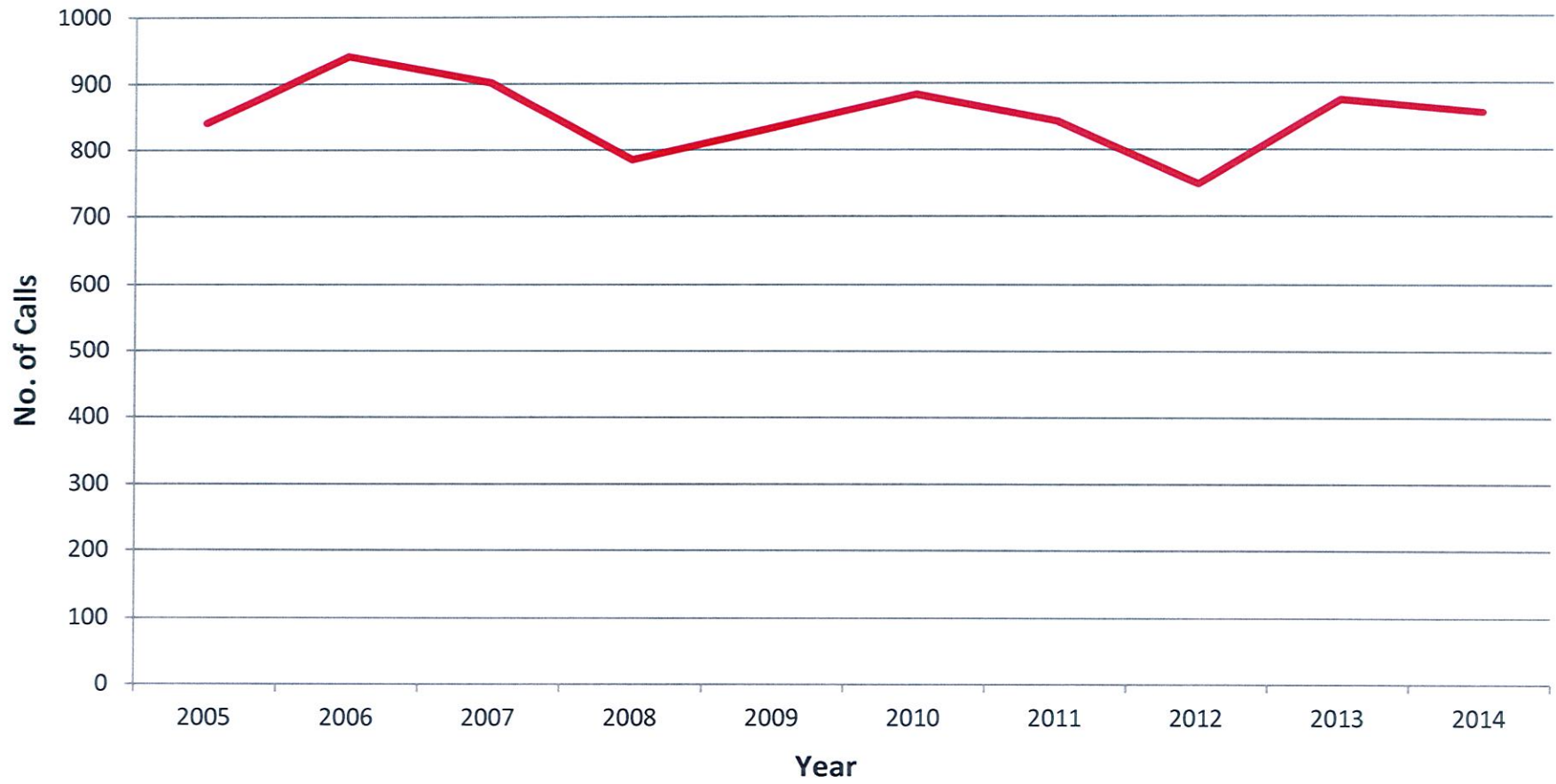
Average Response Time by Year



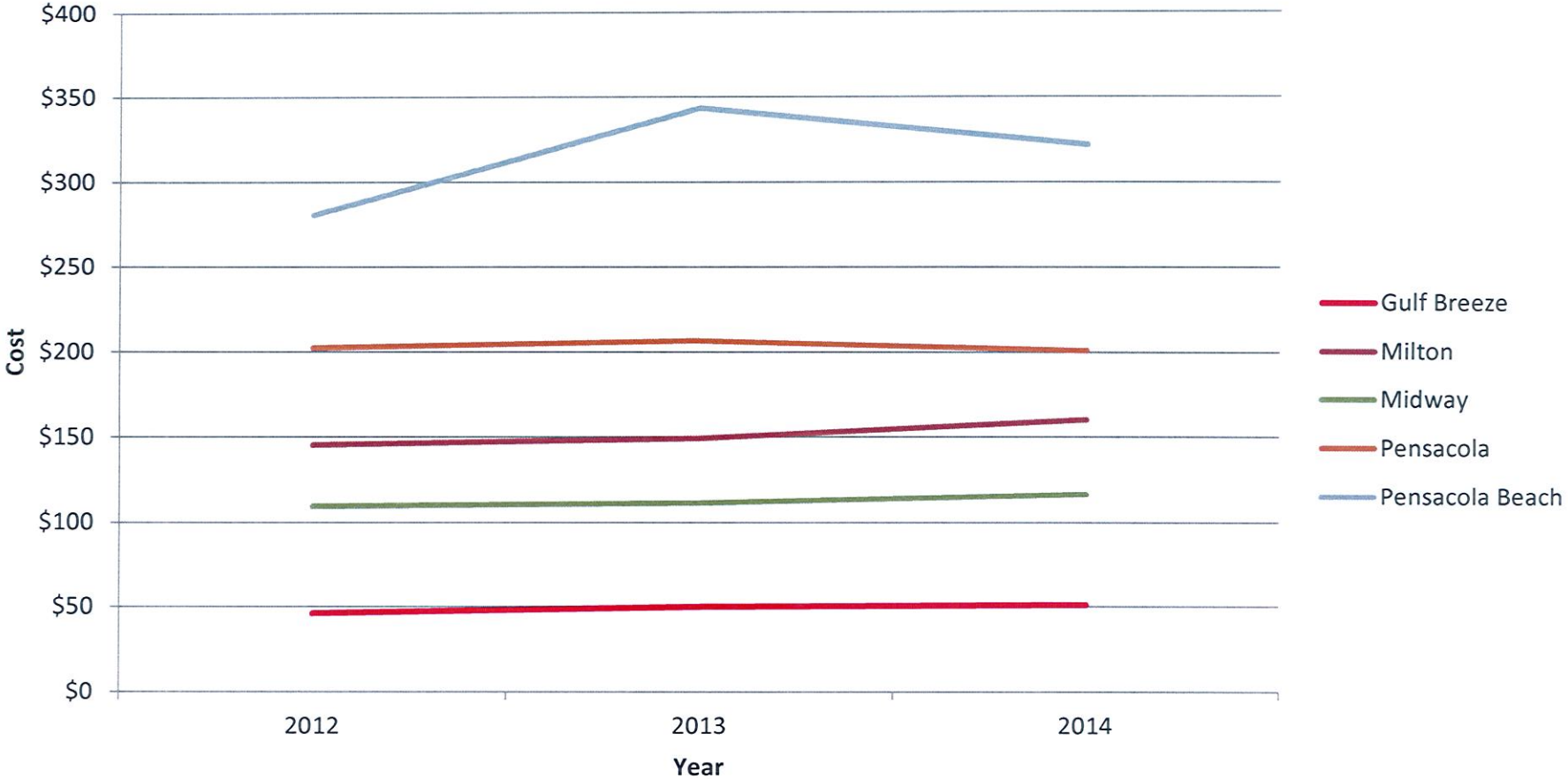
Average Turnout Per Incident



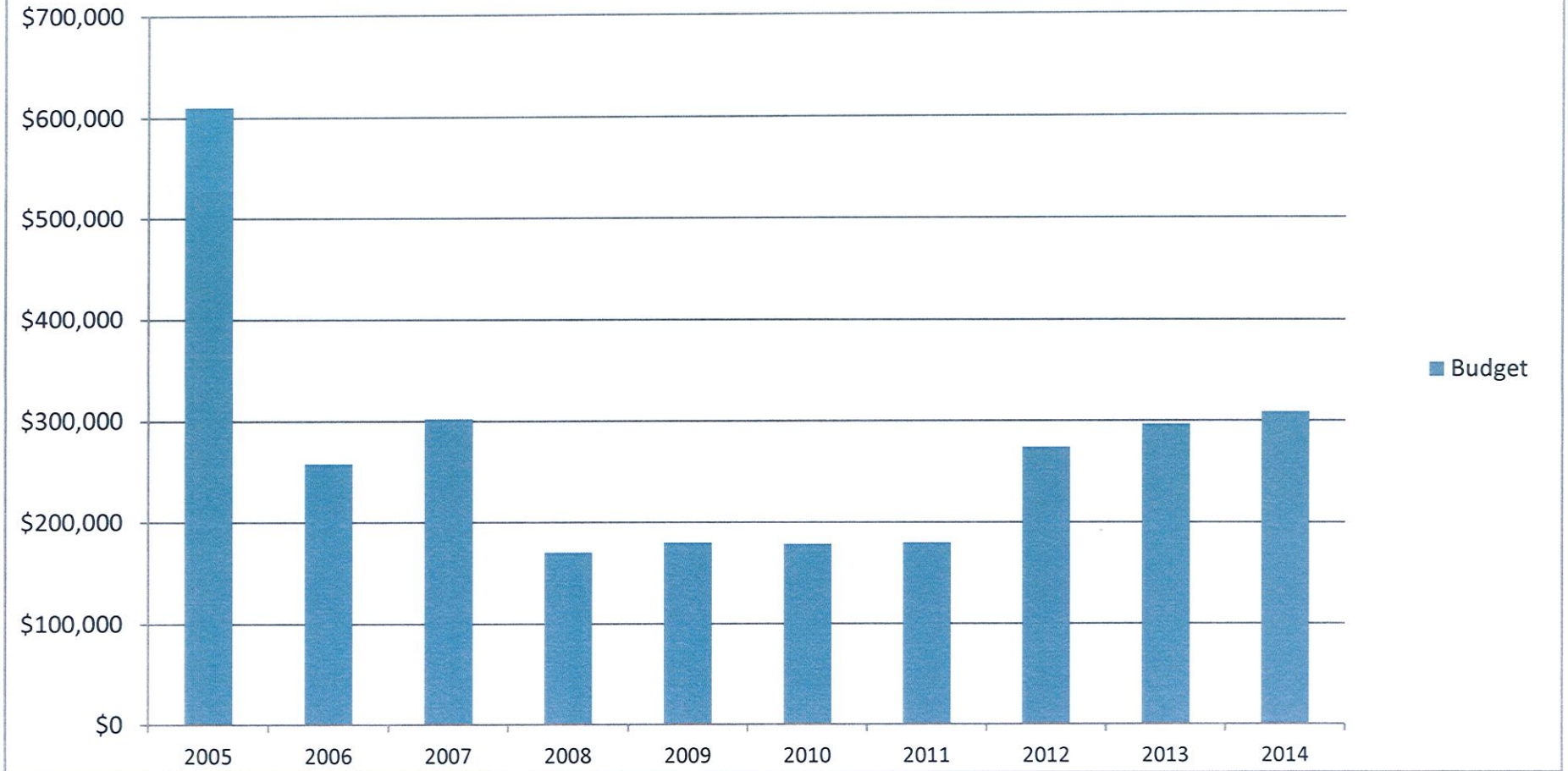
Call Volume by Year



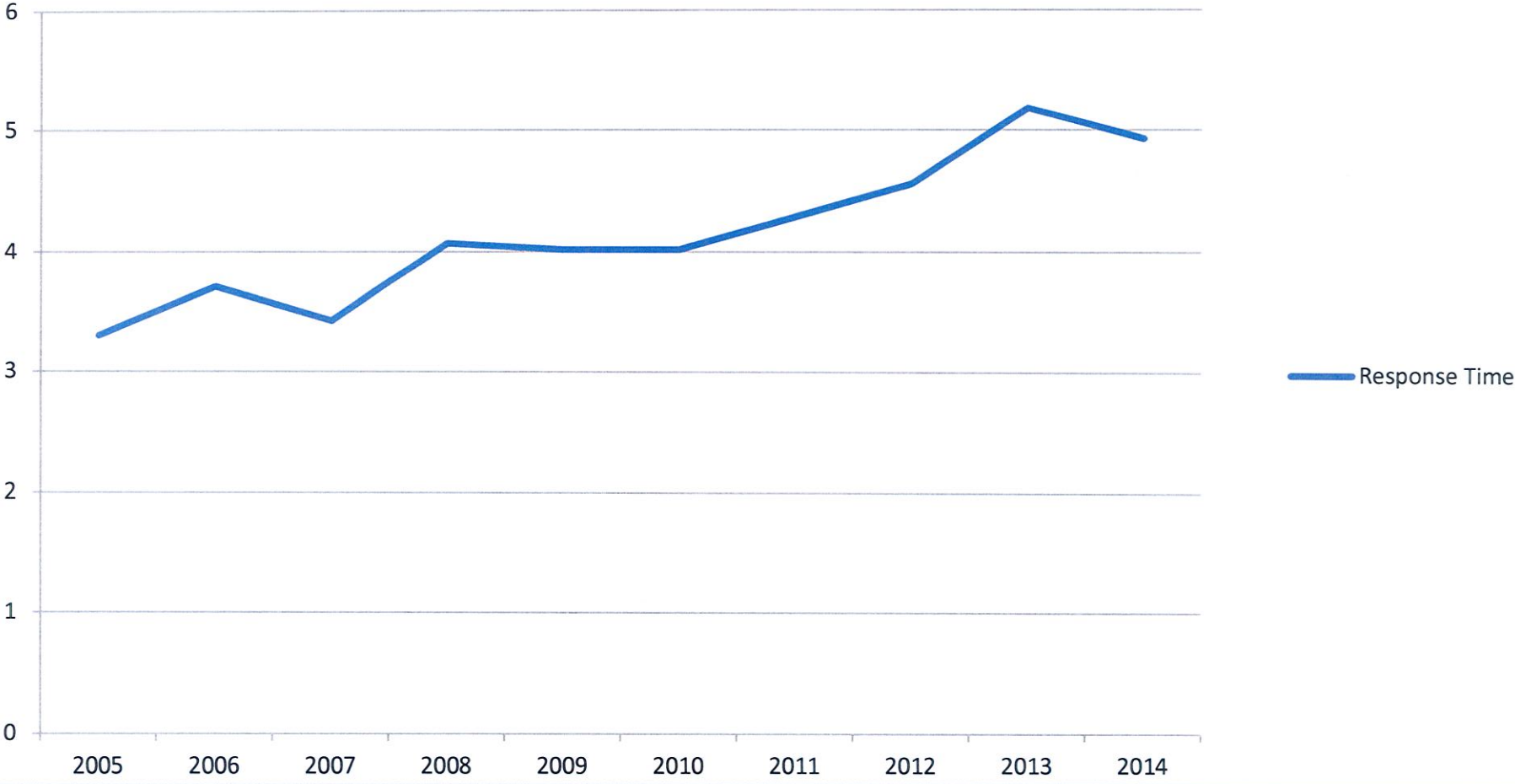
FD Cost Per Capita



Budget



Average Response Time by Year



City of Gulf Breeze 2016 Capital Project or Equipment

Project/Equipment

Project Name: RADIO EQUIPMENT **Department:** FIRE
Project Status: NEW REQUEST **Project Type:** 70 - TECHNOLOGY
Location: CITY WIDE **Acct. Number:** 001-0600-564.64-00
Relationship to Other Projects: 3

Description

Santa Rosa County is installing a new 700 MHZ public safety radio system. Part of the project includes providing the fire department with 15 portable radios and 7 mobile radio; however, we are going to end up several radios short from our current complement. Staff is proposing to acquire 10 additional portable radios and 2 mobile radios over a two-year period.

Project Cost Description	2016	2017	2018	2019	2020	2021	2022	Total 2016-2022 Only
PORTABLE RADIOS (10)	20,000	20,000						40,000
MOBILE RADIOS (2)	5,000	5,000						10,000
								-
								-
TOTAL COSTS	\$ 25,000	\$ 25,000	\$ -	\$ -	\$ -	\$ -	\$ -	\$ 50,000
Proposed Source of Funds								
REDLIGHT CAMERA FUNDS	25,000	25,000						50,000
								-
								-
								-
TOTAL FUNDS	\$ 25,000	\$ 25,000	\$ -	\$ -	\$ -	\$ -	\$ -	\$ 50,000

City of Gulf Breeze 2016 Capital Project or Equipment

Project/Equipment

Project Name: SCENE LIGHTS LDR 33 **Department:** FIRE
Project Status: NEW REQUEST **Project Type:** 80 - AUTOMOTIVE EQUIPMENT
Location: LDR 33 **Acct. Number:** 001-0600-564.64-00
Relationship to Other Projects: 7

Description

Upgrade 2 existing quartz halogen scene lights to LED.

Project Cost Description	2016	2017	2018	2019	2020	2021	2022	Total 2016-2022 Only
QTY 2 FRC SPECTRA LAMP HEADS	3,000							3,000
								-
								-
								-
TOTAL COSTS	\$ 3,000	\$ -	\$ -	\$ -	\$ -	\$ -	\$ -	\$ 3,000
Proposed Source of Funds								
GENERAL FUND OPS/RESERVES	3,000							3,000
								-
								-
								-
TOTAL FUNDS	\$ 3,000	\$ -	\$ -	\$ -	\$ -	\$ -	\$ -	\$ 3,000

City of Gulf Breeze 2016 Capital Project or Equipment

Project/Equipment

Project Name: POWER EQUIPMENT	Department: FIRE
Project Status: NEW EQUIPMENT	Project Type: 90 - NON-AUTOMOTIVE EQUIPMENT
Location: ENG 33 & LDR 33	Acct. Number: 001-0600-564.64-00
Relationship to Other Projects: 2	

Description

Loose power equipments: K-12 and PPV.

Project Cost Description	2016	2017	2018	2019	2020	2021	2022	Total 2016-2022 Only
K-12 SAW	2,000							2,000
PPV FAN 2 EACH @ \$2500	5,000							5,000
								-
								-
TOTAL COSTS	\$ 7,000	\$ -	\$ -	\$ -	\$ -	\$ -	\$ -	\$ 7,000
Proposed Source of Funds								
GENERAL FUND OPS/RESERVES	7,000							7,000
								-
								-
								-
TOTAL FUNDS	\$ 7,000	\$ -	\$ -	\$ -	\$ -	\$ -	\$ -	\$ 7,000

City of Gulf Breeze

2016 Capital Project or Equipment

Project/Equipment

Project Name: TIRES
Project Status: NEW REQUEST
Location: ENG 33
Relationship to Other Projects: 4

Department: FIRE
Project Type: 80 - AUTOMOTIVE EQUIPMENT
Acct. Number: 001-0600-564.64-00

Description

Tire replacement for ENG 33.

Project Cost Description	2016	2017	2018	2019	2020	2021	2022	Total 2016-2022 Only
STEER TIRE 2 EACH	2,400							2,400
REAR TIRE 4 EACH	3,200							3,200
								-
								-
TOTAL COSTS	\$ 5,600	\$ -	\$ -	\$ -	\$ -	\$ -	\$ -	\$ 5,600
Proposed Source of Funds								
GENERAL FUND OPS/RESERVES	5,600							5,600
								-
								-
TOTAL FUNDS	\$ 5,600	\$ -	\$ -	\$ -	\$ -	\$ -	\$ -	\$ 5,600

City of Gulf Breeze 2016 Capital Project or Equipment

Project/Equipment

Project Name: LIFE VEST
Project Status: NEW REQUEST
Location: BOAT 33
Relationship to Other Projects: 6

Department: FIRE
Project Type: 50 - OTHER PUBLIC IMPROV.
Acct. Number: 001-0600-564.64-00

Description

5 new commercial grade PFDs to replace 6+ year old vests.

Project Cost Description	2016	2017	2018	2019	2020	2021	2022	Total 2016-2022 Only
MUSTANG PFD 5 EACH	2,000							2,000
								-
								-
								-
TOTAL COSTS	\$ 2,000	\$ -	\$ -	\$ -	\$ -	\$ -	\$ -	\$ 2,000
Proposed Source of Funds								
GENERAL FUND OPS/RESERVES	2,000							2,000
								-
								-
TOTAL FUNDS	\$ 2,000	\$ -	\$ -	\$ -	\$ -	\$ -	\$ -	\$ 2,000

City of Gulf Breeze

2016 Capital Project or Equipment

Project/Equipment

Project Name: EXTRACATION EQUIPMENT **Department:** FIRE
Project Status: NEW REQUEST **Project Type:** 50 - OTHER PUBLIC IMPROV.
Location: ENG 33 **Acct. Number:** 001-0600-564.64-00
Relationship to Other Projects: 1

Description

New TNT extracation tools. Current complement is mixed and matched: Cutters--2005, Spreaders--2000, RAM(L) 1970's, RAM(S-- 1997, RAM(M) 1970s, Electric Power Unit--2003, and Gas Power Unit--date unknown. The older equipment will not cut some of the metals used in modern automobiles. The new set will bring us inine with what surrounding departments currently use.

Project Cost Description	2016	2017	2018	2019	2020	2021	2022	Total 2016-2022 Only
TNT	30,000							30,000
								-
								-
								-
TOTAL COSTS	\$ 30,000	\$ -	\$ -	\$ -	\$ -	\$ -	\$ -	\$ 30,000
Proposed Source of Funds								
GENERAL FUND OPS/ RESERVES	30,000							30,000
								-
								-
								-
TOTAL FUNDS	\$ 30,000	\$ -	\$ -	\$ -	\$ -	\$ -	\$ -	\$ 30,000

**CITY OF GULF BREEZE
FY16 PROPOSED BUDGET**

DESCRIPTION	2011-12 AMENDED BUDGET	2012-13 AMENDED BUDGET	2013-14 AMENDED BUDGET	2014-15 ORIGINAL BUDGET	2014-15 PROJECTED BUDGET	2015-16 PROPOSED BUDGET
FIRE CONTROL						
TAXES & BENEFITS	\$5,000	\$5,000	\$4,533	\$5,000	\$5,000	\$5,000
PROF & CONTRACT SERVICES	\$43,200	\$43,200	\$41,951	\$43,200	\$43,200	\$43,200
OPERATION & REPAIRS	\$89,100	\$89,100	\$125,376	\$93,100	\$95,600	\$88,000
SUPPLIES & FUEL	\$41,800	\$44,300	\$55,921	\$44,300	\$42,425	\$35,300
CAPITAL EXPENDITURES	\$0	\$0	\$15,989	\$0	\$39,050	\$68,100
DEBT SERVICE	\$95,330	\$114,995	\$115,408	\$122,460	\$122,460	\$114,835
TOTAL EXPENDITURES-FIRE CONTROL	\$274,430	\$296,595	\$359,178	\$308,060	\$347,735	\$354,435

COMMUNITY CENTER FY2016 BUDGET

Department Description and Primary Functions

The Community Center provides services from 7:30 am to 9:00 pm, Monday through Saturday and noon to 6:00 pm on Sunday. Additionally, Community Center staff provides supervision and guest support to all of Shoreline Park and Shoreline Park South during the evening hours.

The operational model for the Community Center is centered around the idea that the City provides the facility and other groups or individuals organize and market programs and events. This model fits very well for jazzercise, yoga, martial arts and the current fitness boot camp. The City keeps the building supervised, clean, air conditioned, etc. and the groups or individuals market their own programs and receive revenues through participation fees. The activity provider then pays the City 20% of their revenues in exchange for facility utilization. In this model, City facilities are being used to provide services to members of the community, without the costs associated with providing instructors, marketing, etc. This model also encourages private enterprise/small business and places the incentive for the provision of a successful program directly on the provider.

We also provide programs at the opposite end of this model. We run a Summer Day Camp with paid staff, field trips and programmed activities organized and provided by the City. Another example is the men's basketball league. City staff promote it, receive team rosters, set up game schedules and hire officials. This model is obviously labor intensive and requires that the City be responsible for all associated expenses including personnel, equipment and supplies.

During the 12 month period from June 1, 2014 to May 31, 2015, the Community Center hosted 23,778 participants in its regularly scheduled classes, 17,900 participants in special events and activities, 1,694 participants in tennis leagues, lessons and clinics and 1,678 participants in GBSA sponsored sports.

Staffing

- Current: five full time employees and 8 part time
- Authorized: five full time employees and 8 part time

Summer Camp (typically 10 weeks)

- Current: one 40 hour Director and up to thirty-four 25 hour per week counselors
- Authorized: one 40 hour Director and up to thirty-four 25 hour per week counselors

Note: Staffing is mandated by Florida DCFS at 1 counselor for every ten campers. The 34 counselors include 20 who are on-call/substitutes.

FY2015 Financial Performance

The Center anticipates completing this fiscal year with a total expenditure of \$505,531 which is \$74,923 under the allocated budget of \$580,454. Savings were achieved in wages, operating supplies and debt service. Revenues fell behind budget projections by \$17,800.

Noteworthy FY2015 Operational Accomplishments

The "Films on the Field" series of four movies, one each in May, June, July and August, shown outdoors adjacent to the Community Center, is well received. Two movies are behind us; attendance was 150 to 200 for each.

A new program, Pickleball, offered for the first time in FY2015, has grown to 18 regular participants, playing three times per week in the Community Center's west gym.

Beginning in August of 2015, the Community Center will host the Academic Center for Testing (ACT) whose mission is to provide students with test preparation skills, academic support and extensive practice to maximize test scores and increase the student's college options. ACT will provide services about 13 hours per week and routinely use the 2nd floor of the softball concession facility.

FY2016 Proposal

The Proposed Community Center budget provides expenses of \$655,465. This increase provides for a 5% staff raise and a 12.5% health insurance increase in addition to the following...

Since the opening of the new Community Center in 2013, there has been a growing interest in an after school program to serve middle school students during the academic year.

The concept is that the City would develop a program to provide activities in the 1:30 to 4:00 pm time slot, Monday through Friday during the school year. These programs would attract and be enjoyable for middle school aged participants. The objective is to provide these students with a structured, supervised and meaningful way to utilize these hours. A participation fee would be charged. Parents/students would sign up online, and pay their fees prior to participation. Transportation would be the responsibility of the parents/students.

We have a task force formed to make recommendations to guide the development of this program and we are in the process of recruiting and selection a program director, at this time.

In support of this program, this proposal includes a total of \$33,000 to initiate this after school program... a program director at \$15,000, two program staff at \$9,000 each, operating supplies of \$2,500, and publicity at \$3,000.

Additionally, \$6,000 has been added to support the 2016 season of "Films on the Field".

Capital Expenditures

During the coming fiscal year, the Center would like to purchase a software program for facility scheduling, management and accounting, to be used for all community center and parks facilities. Initial estimates suggest such a program, performing the task we require, would approach \$10,000. Requested funding would be done through capital reserves.

City of Gulf Breeze

2016 Capital Project or Equipment

Project/Equipment

Project Name: SCHEDULING SOFTWARE **Department:** COMMUNITY CENTER
Project Status: **Project Type:** 70 - TECHNOLOGY
Location: COMMUNITY CENTER **Acct. Number:** 001-1500-563-63.10
Relationship to Other Projects:

Description

Select and purchase Facility Scheduling software to enable online reservations, facility tracking, revenues, utilization, etc for all Community Center and Parks facilities. To include purchase, installation, initial subscription fees, if any, and training.

Project Cost Description	2016	2017	2018	2019	2020	2021	2022	Total 2016-2022 Only
SOFTWARE	10,000							-
								-
								-
TOTAL COSTS	\$ 10,000	\$ -	\$ -	\$ -	\$ -	\$ -	\$ -	\$ -
Proposed Source of Funds								
CAPITAL RESERVES	10,000							10,000
001-1500-563-63.10								-
								-
								-
TOTAL FUNDS	\$ 10,000	\$ -	\$ -	\$ -	\$ -	\$ -	\$ -	\$ 10,000

**CITY OF GULF BREEZE
FY16 PROPOSED BUDGET**

DESCRIPTION	2011-12 AMENDED BUDGET	2012-13 AMENDED BUDGET	2013-14 AMENDED BUDGET	2014-15 ORIGINAL BUDGET	2014-15 PROJECTED BUDGET	2015-16 PROPOSED BUDGET
RECREATION CENTER						
PERSONNEL PAYMENTS	\$204,610	\$229,753	\$275,484	\$251,457	\$287,515	\$328,500
TAXES & BENEFITS	\$47,590	\$52,600	\$48,053	\$56,125	\$61,795	\$70,755
PROF & CONTRACT SERVICES	\$10,000	\$16,000	\$81,646	\$54,000	\$62,400	\$55,000
OPERATION & REPAIRS	\$53,200	\$68,200	\$139,889	\$116,900	\$112,500	\$110,050
SUPPLIES & FUEL	\$25,800	\$45,800	\$50,162	\$40,500	\$26,800	\$38,500
DEBT SERVICE	\$53,000	\$52,732	\$84,060	\$61,472	\$61,500	\$52,660
TOTAL EXPENDITURES-RECREATION CENTER	\$394,200	\$465,085	\$679,294	\$580,454	\$612,510	\$655,465

COMMUNITY SERVICES FY 2016 BUDGET

Department Description and Primary Functions

The Department of Community Services (Department) manages the following programs: Plans Review, Code Enforcement, Business Tax Receipts, Fire/Life Safety Inspection and Oversight of City's Waste Transfer Station.

Staffing

The Department is staffed by four fulltime employees and one part-time employee. Three of the fulltime employees (Director, Senior Staff Assistant and Code Enforcement Officer) and one part-time employee (Code Enforcement Officer/Fire Inspector) are dedicated exclusively to Community Services. The remaining fulltime employee (Fire Inspector/Dispatcher) is split between the Police Department and Community Services.

FY2015 Financial Performance

The Projected 2014-15 Budget for Community Services is expected to finish at approximately \$248,564. This is \$60,804 more than originally budgeted. This figure can be explained as below.

Professional Services

Orig. Budget: \$5,000 Proj. Budget: \$17,500

This line item pays for outside plans reviews for ARB submittals and concurrency reviews. These fees are recovered on the backend of the plans review process. The vast majority of the overage is due to the Benson Complex. Additionally, the Department has adjusted the number to account for the possibility of the Gulf Breeze Senior Living Facility. Based on meetings with the developer's architect, they anticipate submittal in August.

Professional Services

Orig. Budget: \$1,000 Proj. Budget: \$8,000

This line item is increased due to miscoding of the GIS Software.

Machinery and Equipment

Orig. Budget: \$0 Proj. Budget: \$40,654

This line item increased to reflect capital purchases that were planned for and approved by the City Council. Those items were: Ford F-150 CNG pickup for FTE code enforcement position, desktop PC for code enforcement position, and high performance PC for GIS software.

Noteworthy FY2015 Operational Accomplishments

- Implemented new GIS System
- Implemented New Code Enforcement Position
- Handled 532 Code Enforcement Cases
- Issued 703 Business Tax Receipts
- Reviewed 173 Sets of Plans

FY2016 Proposal

The 2016 budget basically remains unchanged from the previous years. This year there are no capital requests. The membership ads and subscriptions have increased to pay for the annual license fee for the GIS software. The only other increases are for annual pay raises and increased costs associated with health insurance.

**CITY OF GULF BREEZE
FY16 PROPOSED BUDGET**

DESCRIPTION	2011-12 AMENDED BUDGET	2012-13 AMENDED BUDGET	2013-14 AMENDED BUDGET	2014-15 ORIGINAL BUDGET	2014-15 PROJECTED BUDGET	2015-16 PROPOSED BUDGET
COMMUNITY SERVICES						
PERSONNEL PAYMENTS	\$78,813	\$81,200	\$92,100	\$122,500	\$123,000	\$164,500
TAXES & BENEFITS	\$27,763	\$28,055	\$24,425	\$43,450	\$43,500	\$53,384
PROF & CONTRACT SERVICES	\$5,000	\$5,000	\$4,750	\$5,000	\$17,500	\$5,000
OPERATION & REPAIRS	\$4,060	\$4,060	\$6,256	\$6,910	\$6,210	\$6,150
SUPPLIES & FUEL	\$9,760	\$9,760	\$8,639	\$9,900	\$16,700	\$10,000
CAPITAL EXPENDITURES	\$0	\$0	\$882	\$0	\$40,700	\$0
TOTAL EXPENDITURES-COMMUNITY SERVICES	\$125,396	\$128,075	\$137,052	\$187,760	\$247,610	\$239,034
TOTAL REVENUES - FUND 001	\$5,373,034	\$5,611,735	\$7,714,891	\$6,223,307	\$6,631,491	\$6,589,664
TOTAL EXPENDITURES - FUND 001	\$4,911,224	\$5,287,857	\$6,929,418	\$6,029,579	\$6,836,113	\$6,731,940
OPERATING SURPLUS/(DEFICIT)	\$461,810	\$323,878	\$785,473	\$193,728	-\$204,622	-\$142,276

**CITY OF GULF BREEZE
FY16 PROPOSED BUDGET**

DESCRIPTION	2011-12 AMENDED BUDGET	2012-13 AMENDED BUDGET	2013-14 AMENDED BUDGET	2014-15 ORIGINAL BUDGET	2014-15 PROJECTED BUDGET	2015-16 PROPOSED BUDGET
Fund 102 - RED LIGHT FUND						
SALES REVENUES	\$0	\$0	\$720,270	\$540,000	\$750,500	\$700,000
MISC REVENUES	\$0	\$0	\$10,867	\$0	\$12,000	\$10,000
TOTAL REVENUES	\$0	\$0	\$731,137	\$540,000	\$762,500	\$710,000
RED LIGHT OPS						
PERSONNEL PAYMENTS	\$0	\$0	\$11,295	\$10,000	\$12,000	\$15,000
TAXES & BENEFITS	\$0	\$0	\$865	\$1,000	\$950	\$1,150
PROF & CONTRACT SERVICES	\$0	\$0	\$247,336	\$185,960	\$274,000	\$270,000
OPERATION & REPAIRS	\$0	\$0	\$396,024	\$184,060	\$420,420	\$407,000
SUPPLIES & FUEL	\$0	\$0	\$18,405	\$10,000	\$8,600	\$11,000
CAPITAL EXPENDITURES	\$0	\$0	\$0	\$0	\$450	\$1,000
TRANSFERS IN / OUT	\$0	\$0	\$2,530	\$88,980	\$88,980	\$135,000
TOTAL EXPENDITURES -RED LIGHT OPS	\$0	\$0	\$676,455	\$480,000	\$531,400	\$840,150
TOTAL REVENUES - FUND 102	\$0	\$0	\$731,137	\$540,000	\$762,500	\$710,000
TOTAL EXPENDITURES - FUND 102	\$0	\$0	\$676,455	\$480,000	\$531,400	\$840,150
OPERATING SURPLUS/(DEFICIT)	\$0	\$0	\$54,682	\$60,000	\$231,100	-\$130,150

CRA FY2016 BUDGET

Department Description and Primary Functions

The Gulf Breeze Community Redevelopment Area (CRA) is approximately 393 acres in size, about 13% of the City's acreage, and is comprised of approximately 410 parcels. The CRA is located along the entire corridor of Gulf Breeze Parkway within the City limits, beginning at the south side of the Pensacola Bay Bridge and extending at various depths northeast and southwest of the highway to the City's eastern limits. The CRA also includes the Pensacola Beach Road corridor south of Gulf Breeze Parkway, which forms the approach to the Bob Sikes Bridge to Pensacola Beach.

The need to create the CRA was established in 1989, based on the Finding of Necessity documentation required pursuant to Chapter 163, Florida Statutes. This document continues to act as the foundation for efforts within the CRA and the elimination of these blighting characteristics remains the primary focus for redevelopment activities. Many of the blighting characteristics have been addressed to some degree since the time the CRA was established in 1989; however, some issues have not been addressed, or have not been addressed fully, so the need continues to exist.

The tax increment that is generated by the property in the CRA flows through the Urban Core Development Fund into the CRA Fund for the uses prescribed by the CRA Plan. The Plan was last updated in 2009 and is scheduled to be updated in 2016 to ensure that the City is proactive in its revitalization efforts.

Staffing

A portion of the Deputy City Manager's salary is funded through the CRA.

FY2015 Financial Performance

CRA expenditures were within budgetary limits for FY15.

Noteworthy FY2015 Operational Accomplishments

During the current fiscal year the City accomplished two steps designed to implement the Master Plan. In November the City adopted an amended Comprehensive Plan. Two major elements in the amended Plan involved the creation of a Mixed Use Zoning District and targeted height zones, which permitted additional building heights. Both of these concepts directly related to future development in the CRA. The second step was the development and passage of changes to the Land Development Code that provided the legal framework for these concepts. Funding from the CRA paid for the professional services to accomplish these planning

milestones.

FY2016 Proposal

The FY16 proposed budget reflects funding for two projects beyond the normal operational aspects of the CRA. These include:

1. Funding for the demolition of the Peyton Office Building, the subsequent site restoration and preliminary site designs for its potential future use as a CNG station.
2. The current contract with VHB provides for the services related to amending the CRA Plan. Funding has been provided for this purpose in the CRA Fund.

Capital Expenditures

\$150,000 has been budgeted for capital improvements related to the Peyton Office Building property redevelopment.

**CITY OF GULF BREEZE
FY16 PROPOSED BUDGET**

DESCRIPTION	2011-12 AMENDED BUDGET	2012-13 AMENDED BUDGET	2013-14 AMENDED BUDGET	2014-15 ORIGINAL BUDGET	2014-15 PROJECTED BUDGET	2015-16 PROPOSED BUDGET
Fund 107 - COMMUNITY REDEVEL AGENCY						
MISC REVENUES	\$0	\$0	\$1,350	\$0	\$0	\$0
GOVT INTERFUND	\$0	\$0	\$1,263,576	\$843,665	\$832,705	\$836,713
TOTAL REVENUES	\$0	\$0	\$1,264,926	\$843,665	\$832,705	\$836,713
CRA OPERATING						
PERSONNEL PAYMENTS	\$0	\$0	\$1,295	\$10,500	\$10,500	\$13,950
TAXES & BENEFITS	\$0	\$0	\$210	\$1,000	\$803	\$1,067
PROF & CONTRACT SERVICES	\$200,000	\$300,000	\$248,988	\$188,500	\$169,500	\$195,000
OPERATION & REPAIRS	\$82,300	\$82,300	\$87,603	\$70,000	\$71,400	\$73,000
SUPPLIES & FUEL	\$7,100	\$7,100	\$3,482	\$2,000	\$1,000	\$2,000
CAPITAL EXPENDITURES	\$276,079	\$168,952	\$430,685	\$130,474	\$5,000	\$150,000
TRANSFERS IN / OUT	\$184,511	\$193,737	\$427,325	\$441,191	\$441,191	\$300,000
TOTAL EXPENDITURES- CRA OPERATING	\$749,990	\$752,089	\$1,199,588	\$843,665	\$699,394	\$735,017
TOTAL REVENUES - FUND 107	\$0	\$0	\$1,264,926	\$843,665	\$832,705	\$836,713
TOTAL EXPENDITURES - FUND 107	\$749,990	\$752,089	\$1,199,588	\$843,665	\$699,394	\$735,017
OPERATING SURPLUS/(DEFICIT)	-\$749,990	-\$752,089	\$65,338	\$0	\$133,311	\$101,696

**CITY OF GULF BREEZE
FY16 PROPOSED BUDGET**

DESCRIPTION	2011-12 AMENDED BUDGET	2012-13 AMENDED BUDGET	2013-14 AMENDED BUDGET	2014-15 ORIGINAL BUDGET	2014-15 PROJECTED BUDGET	2015-16 PROPOSED BUDGET
Fund 108 - URBAN CORE RE-DEVELOPMENT						
AD VALOREM	\$749,990	\$752,089	\$751,938	\$843,665	\$832,705	\$836,713
UTILITY TRANSFER	\$0	\$0	\$446,301	\$0	\$0	\$0
TOTAL REVENUES	\$749,990	\$752,089	\$1,198,239	\$843,665	\$832,705	\$836,713
URBAN CORP REDEVELOPMENT						
TRANSFERS IN / OUT	\$0	\$0	\$1,263,576	\$843,665	\$843,665	\$836,713
TRANSFERS IN / OUT	\$0	\$0	\$810,539	\$0	\$0	\$0
TOTAL EXPENDITURES	\$0	\$0	\$2,074,115	\$843,665	\$843,665	\$836,713
TOTAL REVENUES - FUND 108	\$749,990	\$752,089	\$1,198,239	\$843,665	\$832,705	\$836,713
TOTAL EXPENDITURES - FUND 108	\$0	\$0	\$2,074,115	\$843,665	\$843,665	\$836,713
OPERATING SURPLUS/(DEFICIT)	\$749,990	\$752,089	-\$875,876	\$0	-\$10,960	\$0

CITY WATER AND SEWER DEPARTMENT FY2016 BUDGET

Department Description and Primary Functions

The City's water and sewer system provides potable water to 2,591 customers and sewer service to 1,528 customers. (FY2014 City Audit Report)

The water system consists of the following major components:

- One million gallon ground storage tank
- Water pump station located near the hospital.
- 100,000 gallon elevated tank near the police station
- 300 Fire Hydrants
- 43.5 miles of water mains.

\$60,000 was budgeted in FY2014 and proposed again for 2015 for Fire Hydrant Upgrades and modifications. The hydrants are replaced based on size, condition, or age of the hydrant assembly.

The sewer system includes a network of 26 pump stations and 16 miles of gravity and force mains. Staff replaced a number of submersible lift station pumps this year due to system age and wear.

The final destination for wastewater is the SSRUS WWTP located on Circle Lane in Santa Rosa Shores. The wastewater is fully treated to a high standard with effluent disposal occurring through the golf course, and reclaim customers for lawn irrigation and decorative ponds.

Staffing

- Current: Water 3.351 FTE Sewer 2.586 FTE
- Authorized: Water 4.060 FTE Sewer 2.999 FTE

FY2015 Financial Performance

Fund 401 Total Projected FY2015 Revenues of \$2,221,710 with expenses of \$2,538,793 resulting in a shortfall of \$317,083. Original FY2015 budget provided \$2,393,500 revenues with \$2,319,611 expenses resulting in \$73,889 budgeted to reserves. Major contributors to the increased costs are unplanned purchase of ECUA water for supply and relocation of water mains which were in conflict with the Stormwater Project on Camelia and Washington Streets.

Noteworthy FY2015 Operational Accomplishments

- Replaced 6 older Fire Hydrant Assemblies
- Replaced (3) 12" valves near Water Plant, to restore correct operation
- Performed Sewer System repairs due to 2014 Flood

FY2016 Proposal

The Proposed Budget provides Revenues of \$2,546,500 with expenses of \$2,629,054 resulting in a shortfall of \$82,554.

Capital Expenditures

		2016
Valve/Hydrant Replacement	Water	45,000
Main Improvement	Water	70,000
Rehab Liftstation	Sewer	100,000
Infiltration / Main Replacement	Sewer	50,000
Vehicles	Water/Sewer	47,000
Backhoe	Water/Sewer	40,000
GPR	Water/Sewer	20,000
TOTAL		372,000

City of Gulf Breeze

2016 Capital Project or Equipment

Project/Equipment

Project Name: VALVE/HYDRANT REPLACE **Department:** CITY WATER AND SEWER
Project Status: **Project Type:** CAPITAL BUDGET
Location: WATER **Acct. Number:** 401-0800-563.63-10
Relationship to Other Projects: 1

Description

Replacement of 9 fire hydrants.

Project Cost Description	2016	2017	2018	2019	2020	2021	2022	Total 2016-2022 Only
VALVE AND HYDRANT REPLACEMENT	45,000	35,000						80,000
								-
								-
								-
TOTAL COSTS	\$ 45,000	\$ 35,000	\$ -	\$ -	\$ -	\$ -	\$ -	\$ 80,000
Proposed Source of Funds								
0800 - WATER CAPITAL	45,000	35,000						80,000
								-
								-
								-
TOTAL FUNDS	\$ 45,000	\$ 35,000	\$ -	\$ -	\$ -	\$ -	\$ -	\$ 80,000

City of Gulf Breeze

2016 Capital Project or Equipment

Project/Equipment

Project Name: MAIN IMPROVEMENT	Department: CITY WATER AND SEWER
Project Status:	Project Type: CAPITAL BUDGET
Location: WATER	Acct. Number: 401-0800-563.63-10
Relationship to Other Projects: 2	

Description

AC main improvement, the city has numerous areas served by AC water mains.

Project Cost Description	2016	2017	2018	2019	2020	2021	2022	Total 2016-2022 Only
MAIN IMPROVEMENTS	70,000	70,000						140,000
								-
								-
								-
TOTAL COSTS	\$ 70,000	\$ 70,000	\$ -	\$ -	\$ -	\$ -	\$ -	\$ 140,000
Proposed Source of Funds								
0800 WATER CAPITAL	100,000							100,000
								-
								-
								-
TOTAL FUNDS	\$ 100,000	\$ -	\$ -	\$ -	\$ -	\$ -	\$ -	\$ 100,000

City of Gulf Breeze

2016 Capital Project or Equipment

Project/Equipment

Project Name: REHAB LIFTSTATION **Department:** CITY WATER AND SEWER
Project Status: **Project Type:** CAPITAL BUDGET
Location: SEWER **Acct. Number:** 401-1000-563.63-00
Relationship to Other Projects: 1

Description

Rehab McClure Liftstation and Beach Road Liftstation.

Project Cost Description	2016	2017	2018	2019	2020	2021	2022	Total 2016-2022 Only
REHAB LIFTSTATION	100,000							100,000
								-
								-
								-
TOTAL COSTS	\$ 100,000	\$ -	\$ -	\$ -	\$ -	\$ -	\$ -	\$ 100,000
Proposed Source of Funds								
1000 SEWER CAPITAL	100,000							100,000
								-
								-
								-
TOTAL FUNDS	\$ 100,000	\$ -	\$ -	\$ -	\$ -	\$ -	\$ -	\$ 100,000

City of Gulf Breeze

2016 Capital Project or Equipment

Project/Equipment

Project Name: INFILTRATION/MAIN REPLACE **Department:** CITY WATER AND SEWER
Project Status: **Project Type:** CAPITAL BUDGET
Location: SEWER **Acct. Number:** 401-1000-563.63-00
Relationship to Other Projects: 2

Description

Repairs that stop infiltration increase WWTP capacity because it reduces ground water from being pumped and treated.

Project Cost Description	2016	2017	2018	2019	2020	2021	2022	Total 2016-2022 Only
INFILTRATION/MAIN REPLACE	50,000	50,000						100,000
								-
								-
								-
TOTAL COSTS	\$ 50,000	\$ 50,000	\$ -	\$ -	\$ -	\$ -	\$ -	\$ 100,000
Proposed Source of Funds								
1000 SEWER CAPITAL	50,000	50,000						100,000
								-
								-
								-
TOTAL FUNDS	\$ 50,000	\$ 50,000	\$ -	\$ -	\$ -	\$ -	\$ -	\$ 100,000

City of Gulf Breeze

2016 Capital Project or Equipment

Project/Equipment

Project Name: VEHICLES	Department: CITY WATER AND SEWER
Project Status:	Project Type: CAPITAL BUDGET
Location: WATER/SEWER	Acct. Number: 401-0800-563.64-00 & 401-0900-563.64-00
Relationship to Other Projects: 1	

Description

Public service has 22 vehicles with 16 of those vehicles at 10 years old, and 6 of those vehicles at 14 year. old. Public services requests 2 new vehicles.
 1. 4x4 3500 Series and 2. 2500 Series, 2016.

Project Cost Description	2016	2017	2018	2019	2020	2021	2022	Total 2016-2022 Only
VEHICLE	47,000							47,000
VEHICLE		47,000						47,000
								-
								-
TOTAL COSTS	\$ 47,000	\$ 47,000	\$ -	\$ -	\$ -	\$ -	\$ -	\$ 94,000
Proposed Source of Funds								
0800 WATER CAPITAL	23,500	23,500						47,000
1000 SEWER CAPITAL	23,500	23,500						47,000
								-
								-
TOTAL FUNDS	\$ 47,000	\$ 47,000	\$ -	\$ -	\$ -	\$ -	\$ -	\$ 94,000

City of Gulf Breeze

2016 Capital Project or Equipment

Project/Equipment

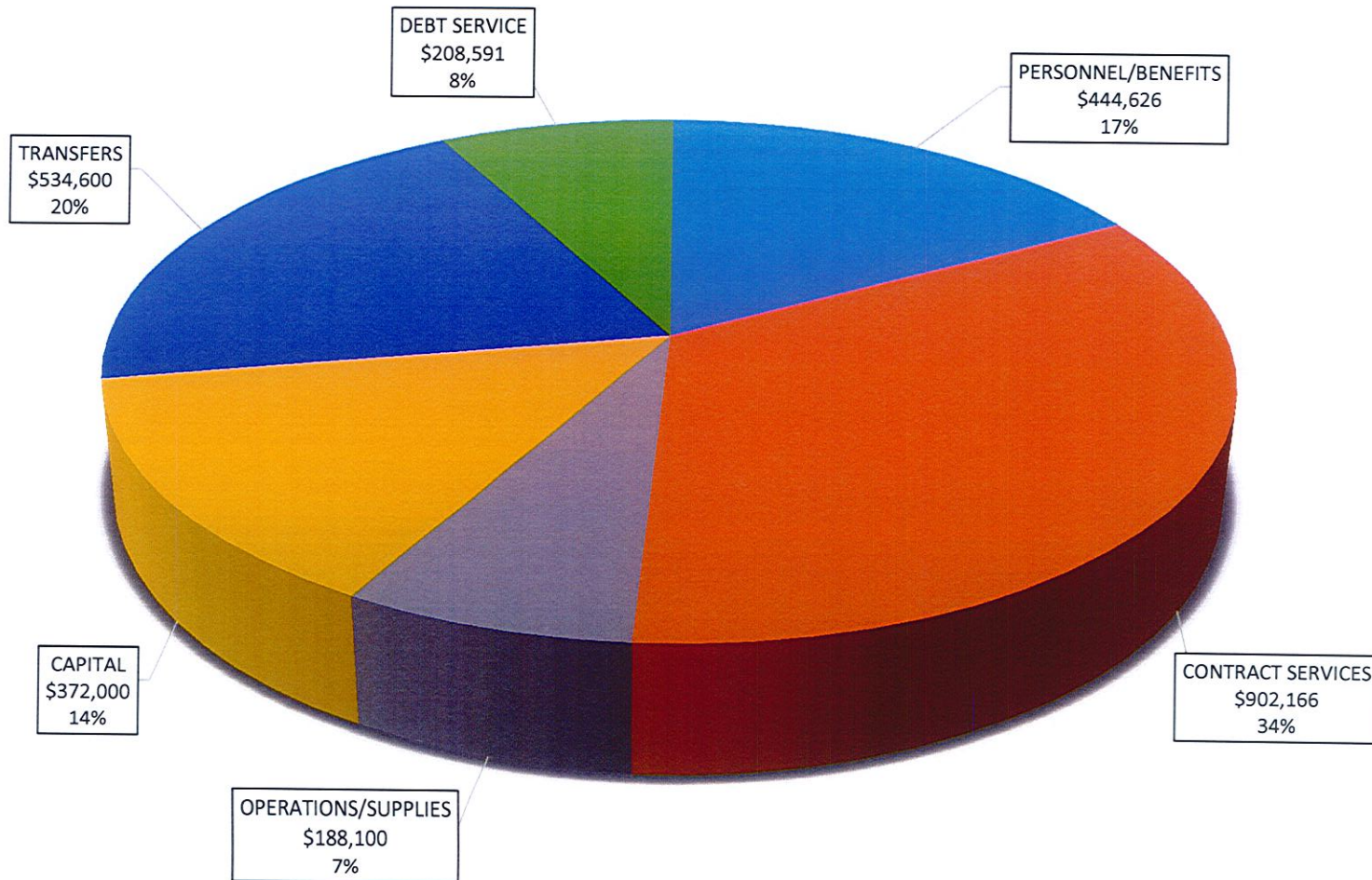
Project Name: GPR
Project Status:
Location: WATER/SEWER
Relationship to Other Projects: 1
Department: CITY WATER AND SEWER
Project Type: CAPITAL BUDGET
Acct. Number: 401-0800-563.64-00 & 401-0900-563.64-00

Description

1 new ground penetrating radar (GPR) unit for locating water and sewer lines.

Project Cost Description	2016	2017	2018	2019	2020	2021	2022	Total 2016-2022 Only
GPR	20,000							20,000
								-
								-
								-
TOTAL COSTS	\$ 20,000	\$ -	\$ -	\$ -	\$ -	\$ -	\$ -	\$ 20,000
Proposed Source of Funds								
0800 WATER CAPITAL	10,000							10,000
1000 SEWER CAPITAL	10,000							10,000
								-
								-
TOTAL FUNDS	\$ 20,000	\$ -	\$ -	\$ -	\$ -	\$ -	\$ -	\$ 20,000

**FY16 CITY WATER & SEWER
EXPENSE CLASSIFICATIONS
TOTAL EXPENDITURES \$2,650,083**



**CITY OF GULF BREEZE
FY16 PROPOSED BUDGET**

DESCRIPTION	2011-12 AMENDED BUDGET	2012-13 AMENDED BUDGET	2013-14 AMENDED BUDGET	2014-15 ORIGINAL BUDGET	2014-15 PROJECTED BUDGET	2015-16 PROPOSED BUDGET
Fund 401 - CITY WATER & SEWER						
SALES REVENUES	\$1,842,350	\$1,842,350	\$2,003,642	\$2,365,000	\$2,169,910	\$2,521,000
MISC REVENUES	\$40,500	\$35,500	-\$16,953	\$28,500	\$51,800	\$25,500
UTILITY TRANSFER	\$40,989	\$0	\$197,493	\$0	\$0	\$0
TOTAL REVENUES	\$1,923,839	\$1,877,850	\$2,184,182	\$2,393,500	\$2,221,710	\$2,546,500
WATER OPERATING						
PERSONNEL PAYMENTS	\$145,200	\$149,968	\$195,216	\$186,931	\$194,720	\$197,800
TAXES & BENEFITS	\$36,008	\$37,725	\$38,244	\$48,276	\$39,815	\$52,835
PROF & CONTRACT SERVICES	\$382,000	\$402,500	\$528,514	\$417,500	\$353,165	\$459,000
OPERATION & REPAIRS	\$73,207	\$70,100	\$86,205	\$70,100	\$92,170	\$73,300
SUPPLIES & FUEL	\$23,695	\$24,100	\$30,597	\$18,100	\$19,148	\$21,300
CAPITAL EXPENDITURES	\$0	\$0	\$4,947	\$0	\$130,000	\$0
TRANSFERS IN / OUT	\$131,116	\$131,116	\$127,868	\$107,414	\$107,414	\$127,900
TOTAL EXPENDITURES - WATER OPERATING	\$791,226	\$815,509	\$1,011,591	\$848,321	\$936,432	\$932,135

**CITY OF GULF BREEZE
FY16 PROPOSED BUDGET**

DESCRIPTION	2011-12 AMENDED BUDGET	2012-13 AMENDED BUDGET	2013-14 AMENDED BUDGET	2014-15 ORIGINAL BUDGET	2014-15 PROJECTED BUDGET	2015-16 PROPOSED BUDGET
WATER: RENEW & EXTEND						
SUPPLIES & FUEL	\$15,000	\$15,000	\$12,702	\$2,000	\$7,800	\$2,000
CAPITAL EXPENDITURES	\$0	\$0	\$16,189	\$87,000	\$60,000	\$168,500
DEBT SERVICE	\$0	\$28,590	\$71,112	\$111,351	\$111,000	\$124,211
TOTAL EXPENDITURES - WATER: RENEW & EXTEND	\$15,000	\$43,590	\$100,003	\$200,351	\$178,800	\$294,711
SEWER OPERATIONS						
PERSONNEL PAYMENTS	\$112,000	\$116,100	\$154,627	\$149,564	\$153,435	\$154,135
TAXES & BENEFITS	\$27,400	\$26,045	\$24,453	\$36,366	\$24,310	\$39,856
PROF & CONTRACT SERVICES	\$353,222	\$362,446	\$354,383	\$352,838	\$394,170	\$443,166
OPERATION & REPAIRS	\$73,000	\$72,000	\$74,586	\$75,800	\$106,995	\$77,000
SUPPLIES & FUEL	\$38,500	\$39,500	\$29,548	\$39,500	\$22,765	\$14,500
CAPITAL EXPENDITURES	\$0	\$0	\$17,782	\$0	\$112,000	\$53,500
TRANSFERS IN / OUT	\$84,163	\$84,163	\$83,168	\$89,991	\$89,991	\$107,900
TOTAL EXPENDITURES - SEWER OPERATIONS	\$688,285	\$700,254	\$738,547	\$744,059	\$903,666	\$890,057

**CITY OF GULF BREEZE
FY16 PROPOSED BUDGET**

DESCRIPTION	2011-12 AMENDED BUDGET	2012-13 AMENDED BUDGET	2013-14 AMENDED BUDGET	2014-15 ORIGINAL BUDGET	2014-15 PROJECTED BUDGET	2015-16 PROPOSED BUDGET
CAPITAL EXPENDITURES	\$0	\$0	\$1,500	\$70,000	\$60,000	\$150,000
TRANSFERS IN / OUT	\$184,058	\$184,058	\$247,803	\$378,635	\$378,635	\$298,800
DEBT SERVICE	\$0	\$84,499	\$84,738	\$78,245	\$81,260	\$84,380
TOTAL EXPENDITURES - RENEW & EXTEND	\$184,058	\$268,557	\$334,041	\$526,880	\$519,895	\$533,180
TOTAL REVENUES - FUND 401	\$1,923,839	\$1,877,850	\$2,184,182	\$2,393,500	\$2,221,710	\$2,546,500
TOTAL EXPENDITURES - FUND 401	\$1,678,569	\$1,827,910	\$2,184,182	\$2,319,611	\$2,538,793	\$2,650,083
OPERATING SURPLUS/(DEFICIT)	\$245,270	\$49,940	\$0	\$73,889	-\$317,083	-\$103,583

NATURAL GAS SYSTEM FY2016 BUDGET

Department Description and Primary Functions

The Natural Gas System currently serves 3,591 customers through a network of gas mains measuring 140 miles in length. The System's service territory extends from Peake's Point eastward to Shannon Road located in Holley-Navarre. It also provides natural gas to Pensacola Beach with approximately 7.7 miles of gas main. Pensacola Beach currently has 106 customers with 38 being commercial.

The Pensacola Beach market has a large commercial component with approx. 1,300 Hotel rooms, a contingent of restaurants, and 4,200 residential units. Based on building limits the residential is at capacity at this time. However, the allowable Hotel units is 3,000, so significant growth is possible.

Natural Gas Revenue is comprised of several components; Customer Base Fee, City's Gas Distribution Cost, and Actual Cost of Gas from the supplier. The current rate structure seeks to preserve income with base fees and per unit volume (therms) charges for services. The City's actual cost of gas is passed directly to the customer. Since the cost of gas is variable, total overall gas revenues can be affected (higher or lower).

The Gas System through-put (in therms) based on previous 10-year data, ranges from a high of 1,754,132 in 2014, (previous high was 1,286,640 in 2010) to a low of 1,073,628 in 2006. The 38% increase over 2013 is reflective of new business acquisition on Pensacola Beach. The addition of Pensacola Beach will also provide higher consumption in the summer months based on the tourist season.

Staffing

- Current: 8.356 FTE
- Authorized: 10.054 FTE

FY2015 Financial Performance

Fund 402 Total Projected F/Y Revenues of \$2,812,000 with expenses of \$2,537,209 resulting in a projected contribution of \$274,791 to reserves. Original FY2015 budget provided \$2,449,120 revenues with \$2,383,979 in expenses resulting in \$65,141 budgeted to reserves.

Noteworthy FY2015 Operational Accomplishments

- Purchased 1 CNG Service Body Truck
- Purchased 1 Excavator and Trailer

- Installed 99 New Gas Services
- Upgraded gas meter to the FlexNet automated meter reading system

FY2016 Proposal

The Proposed Natural Gas Budget provides Revenues of \$2,695,000 with expenses of \$2,535,716, resulting in a contribution to reserves of \$159,284.

Capital Expenditures

		2016
Odorant Station	Natural Gas	5,000
2" Mole	Natural Gas	5,000
Building Repairs	Public Works Yard	30,000
Vehicles	Natural Gas	88,000
TOTAL		128,000

City of Gulf Breeze

2016 Capital Project or Equipment

Project/Equipment

Project Name: BUILDING REPAIRS **Department:** NATURAL GAS
Project Status: **Project Type:** CAPITAL BUDGET
Location: NATURAL GAS **Acct. Number:** 402-1200-563.63-10
Relationship to Other Projects: 2

Description

Natural Gas is requesting building repairs in the Public Works Yard. More specifically the bathroom in the ready room needs to be rebuilt, and there are repairs to be made to the metal building.

Project Cost Description	2016	2017	2018	2019	2020	2021	2022	Total 2016-2022 Only
BUILDING REPAIRS	30,000	30,000	30,000					90,000
								-
								-
								-
TOTAL COSTS	\$ 30,000	\$ 30,000	\$ 30,000	\$ -	\$ -	\$ -	\$ -	\$ 90,000
Proposed Source of Funds								
OPERATING REVENUES	30,000	30,000	30,000					90,000
								-
								-
								-
TOTAL FUNDS	\$ 30,000	\$ 30,000	\$ 30,000	\$ -	\$ -	\$ -	\$ -	\$ 90,000

City of Gulf Breeze

2016 Capital Project or Equipment

Project/Equipment

Project Name: 2" MOLE
Project Status:
Location: NATURAL GAS
Relationship to Other Projects: 1
Department: NATURAL GAS
Project Type: CAPITAL BUDGET
Acct. Number: 402-1200-564.64-10

Description

2" mole for boring service lines.

Project Cost Description	2016	2017	2018	2019	2020	2021	2022	Total 2016-2022 Only
2" MOLE	5,000							5,000
								-
								-
								-
TOTAL COSTS	\$ 5,000	\$ -	\$ -	\$ -	\$ -	\$ -	\$ -	\$ 5,000
Proposed Source of Funds								
OPERATING REVENUES	5,000							5,000
								-
								-
								-
TOTAL FUNDS	\$ 5,000	\$ -	\$ -	\$ -	\$ -	\$ -	\$ -	\$ 5,000

City of Gulf Breeze

2016 Capital Project or Equipment

Project/Equipment

Project Name: ODORANT STATION **Department:** NATURAL GAS
Project Status: **Project Type:** CAPITAL BUDGET
Location: NATURAL GAS **Acct. Number:** 402-1200-563.63-10
Relationship to Other Projects: 1

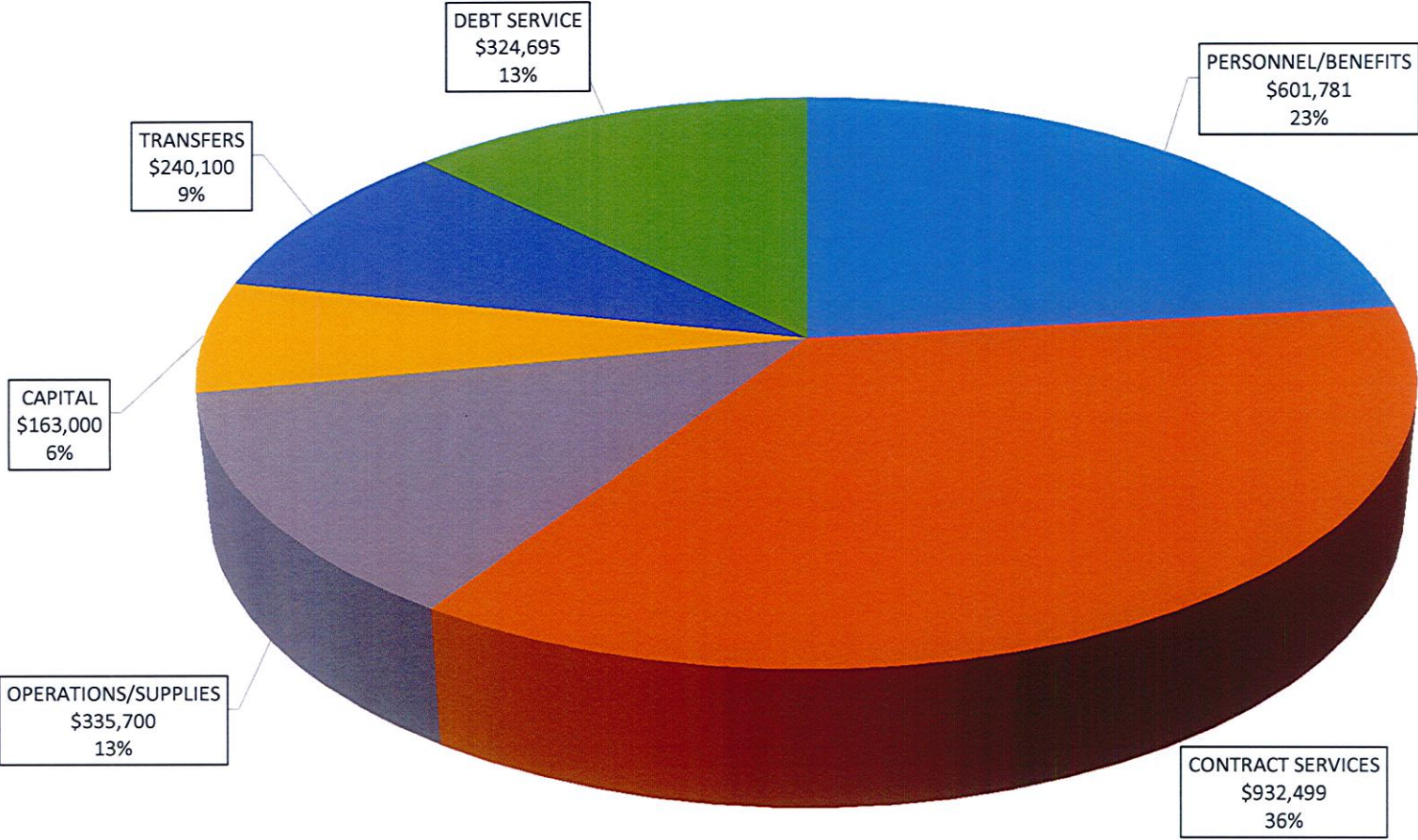
Description

2016 - This is to increase the amount of odorant at the Okaloosa Station due to it being our main feed. Current odorant tank remains the same for the volume that we use. 60 Gallon Tool Storage Tank Equipment/ Labor.

2017 - Replacement of the odorant tank located at 401 Gulf Breeze Parkway.

Project Cost Description	2016	2017	2018	2019	2020	2021	2022	Total 2016-2022 Only
ODORANT TANK OKALOOSA STATION	5,000							5,000
ODORANT TANK GB STATION		15,000						15,000
								-
								-
TOTAL COSTS	\$ 5,000	\$ 15,000	\$ -	\$ -	\$ -	\$ -	\$ -	\$ 20,000
Proposed Source of Funds								
OPERATING REVENUES	5,000							5,000
OPERATING REVENUES		15,000						15,000
								-
								-
TOTAL FUNDS	\$ 5,000	\$ 15,000	\$ -	\$ -	\$ -	\$ -	\$ -	\$ 20,000

**FY16 NATURAL GAS FUND
EXPENSE CLASSIFICATIONS
TOTAL EXPENDITURES \$2,597,775**



**CITY OF GULF BREEZE
FY16 PROPOSED BUDGET**

DESCRIPTION	2011-12 AMENDED BUDGET	2012-13 AMENDED BUDGET	2013-14 AMENDED BUDGET	2014-15 ORIGINAL BUDGET	2014-15 PROJECTED BUDGET	2015-16 PROPOSED BUDGET
Fund 402 - NATURAL GAS FUND						
SALES REVENUES	\$2,120,000	\$2,000,000	\$2,519,471	\$2,441,120	\$2,800,000	\$2,725,000
MISC REVENUES	\$6,000	\$6,000	\$22,211	\$8,000	\$12,000	\$5,000
UTILITY TRANSFER	\$0	\$0	\$1,305,222	\$0	\$0	\$0
TOTAL REVENUES	\$2,126,000	\$2,006,000	\$3,846,904	\$2,449,120	\$2,812,000	\$2,730,000
NATURAL GAS OPERATIONS						
PERSONNEL PAYMENTS	\$308,000	\$359,120	\$456,703	\$436,119	\$427,601	\$449,615
TAXES & BENEFITS	\$115,444	\$113,366	\$114,011	\$135,705	\$106,610	\$152,166
PROF & CONTRACT SERVICES	\$959,075	\$892,500	\$1,030,943	\$931,500	\$932,700	\$932,499
OPERATION & REPAIRS	\$34,400	\$97,400	\$151,052	\$176,200	\$152,930	\$190,200
SUPPLIES & FUEL	\$140,600	\$84,000	\$102,675	\$65,500	\$120,575	\$130,500
CAPITAL EXPENDITURES	\$0	\$0	\$19,901	\$0	\$12,960	\$0
TRANSFERS IN / OUT	\$191,617	\$191,617	\$222,741	\$201,191	\$201,191	\$240,100
TOTAL EXPENDITURES - NATURAL GAS OPERATIONS	\$1,749,136	\$1,738,003	\$2,098,026	\$1,946,215	\$1,954,567	\$2,095,080

**CITY OF GULF BREEZE
FY16 PROPOSED BUDGET**

DESCRIPTION	2011-12 AMENDED BUDGET	2012-13 AMENDED BUDGET	2013-14 AMENDED BUDGET	2014-15 ORIGINAL BUDGET	2014-15 PROJECTED BUDGET	2015-16 PROPOSED BUDGET
RENEW & EXTEND						
SUPPLIES & FUEL	\$73,590	\$73,590	\$173,210	\$80,000	\$216,704	\$15,000
CAPITAL EXPENDITURES	\$0	\$0	\$1,337,986	\$149,295	\$157,640	\$163,000
DEBT SERVICE	\$0	\$0	\$237,678	\$208,469	\$208,470	\$324,695
TOTAL EXPENDITURES - RENEW & EXTEND	\$73,590	\$73,590	\$1,748,874	\$437,764	\$582,814	\$502,695
TOTAL REVENUES - FUND 402	\$2,126,000	\$2,006,000	\$3,846,904	\$2,449,120	\$2,812,000	\$2,730,000
TOTAL EXPENDITURES - FUND 402	\$1,822,726	\$1,811,593	\$3,828,716	\$2,383,979	\$2,537,381	\$2,597,775
OPERATING SURPLUS/(DEFICIT)	\$303,274	\$194,407	\$18,188	\$65,141	\$274,619	\$132,225

SOUTH SANTA ROSA UTILITY SYSTEM FY2016 BUDGET

Department Description and Primary Functions

The South Santa Utility System (SSRUS) provides utility service to customers outside the City limits based on established Water and Sewer Franchises. The purpose of the 403 Fund is to provide a separate accounting system for utility costs outside of the City limits. The customer base includes 4,188 water customers and 6,288 sewer customers. SSRUS also provides reclaimed water service for irrigation to 918 customers.

The water system consists of the following major components:

- 1.5 million gallon ground storage tank
- Water pump station located on Coronado Drive in Villa Venyce.
- 150,000 gallon elevated tank located near the Tiger Trace Subdivision
- 230 Fire Hydrants
- 62.3 miles of water mains.

The utility's major water supplier is Fairpoint Regional Utility System (FRUS) of which the City is one-third (1/3) owner. FRUS wells draw water from the sand and gravel aquifer and are located near Interstate 10 and Hwy 87. SSRUS has a minimum take, or pay arrangement, with FRUS.

A portion of the eastern SSRUS water system is supplemented by an interconnect with Midway water to improve pressure at the eastern end of the water system. SSRUS receives approx. 70,000 gallons per day on average from this connection.

The sewer system includes:

- 60 waste water pump stations, 5 with onsite backup generator
- 57 miles of gravity and force mains

The SSRUS Waste Water Treatment Plant (WWTP) is located on Circle Lane in Santa Rosa Shores.

The WWTP consists of the following:

- Fully Redundant WWTP with 2.0 MGD treatment capacity
- Centrifuge, Dewatering Solids
- 2.0 Million Gallon Reject Tank
- Reclaim Pump Station
- 4.0 Million Gallon Reclaim storage Pond
- 4 Spray Fields totaling 169 acres, with 99 irrigable

Staffing

- Current: Water 5.278 FTE, Sewer 7.053 FTE, WWTP 10.418
- Authorized: Water 6.253 FTE, Sewer 8.442 FTE, WWTP 11.162

FY2015 Financial Performance

Total projected 2015 revenues of \$5,928,915 with expenses of \$4,855,388. Projected contribution to reserves of \$1,073,527 (includes tap fees). SSRUS Original F/Y 2015 Budget: Revenues \$5,554,062 with expenses of 5,353,783 with budgeted \$200,279 to reserves (excludes tap fees).

Noteworthy FY2015 Operational Accomplishments

- WWTP road repaved, completed fencing of WWTP
- Began Design of new 300,000 gallon Elevated Reclaimed Tank
- Purchased new Main Line Sewer Camera and By-Pass Pump
- Performed major repairs at Tiger Point & Ceylon Lift Station
- Continued with Sewer System Repairs from 2014 Flood

FY2016 Proposal

The SSRUS Proposed Budget projects Total Revenues of \$5,904,922 with expenses of \$5,871,187 with a budgeted \$33,735 to reserves (excludes tap fees that may be received in F/Y2016). No rates increases are anticipated for the F/Y 2016 Budget.

Capital Expenditures

		2015	2016
Valve/Hydrant Replacement	Water		50,000
Main Improvement	Water		100,000
Rehab Liftstation	Sewer		100,000
Infiltration / Main Replacement	Sewer		100,000
Vehicles	Water/Sewer		78,000
Backhoe	Water/Sewer		40,000
GPR	Water/Sewer		20,000
NORTH PLANT REHAB	WWTP	400,000	100,000
NORTH PLANT TANK CLEANOUT	WWTP	50,000	50,000
REPLACEMENT SLUDGE PUMP	WWTP		9,500
REPLACEMENT THICKENER DRIVE CHAIN & SPROCKETS	WWTP		20,000
ERS SPRAYFIELD AUTOMATION	WWTP		30,000
REPLACEMENT pH MONITOR AND PROBE	WWTP		4,000
ADD NEW VFD TO REUSE STATION	WWTP		8,000
NEW WILO 1.7 HP MIXER	WWTP		4,500
PORTABLE DOPPLER FLOW METER	WWTP		4,000
TOTAL			718,000

City of Gulf Breeze

2016 Capital Project or Equipment

Project/Equipment

Project Name: NEW WILO 1.7 HP MIXER	Department: SSRUS
Project Status: PROPOSED	Project Type: EQUIPMENT
Location: WWTP	Acct. Number: 403-2300-564.64-00
Relationship to Other Projects: 1	

Description

Replacing existing units as they wear out with the new WILO units. These new units need to be purchased to have onsite as spares. Mixers are part of the WWTP process. WILO units mix wastewater without using any air.

Project Cost Description	2016	2017	2018	2019	2020	2021	2022	Total	2016-2022 Only
NEW WILO MIXER	4,500	4,500	4,600	4,600	4,700	4,700	4,800	32,400	32,400
									-
									-
TOTAL COSTS	\$ 4,500	\$ 4,500	\$ 4,600	\$ 4,600	\$ 4,700	\$ 4,700	\$ 4,800	\$ 32,400	\$ 32,400
Proposed Source of Funds									
OPERATING RESERVES	4,500	4,500	4,600	4,600	4,700	4,700	4,800	32,400	32,400
									-
									-
TOTAL FUNDS	\$ 4,500	\$ 4,500	\$ 4,600	\$ 4,600	\$ 4,700	\$ 4,700	\$ 4,800	\$ 32,400	\$ 32,400

City of Gulf Breeze

2016 Capital Project or Equipment

Project/Equipment

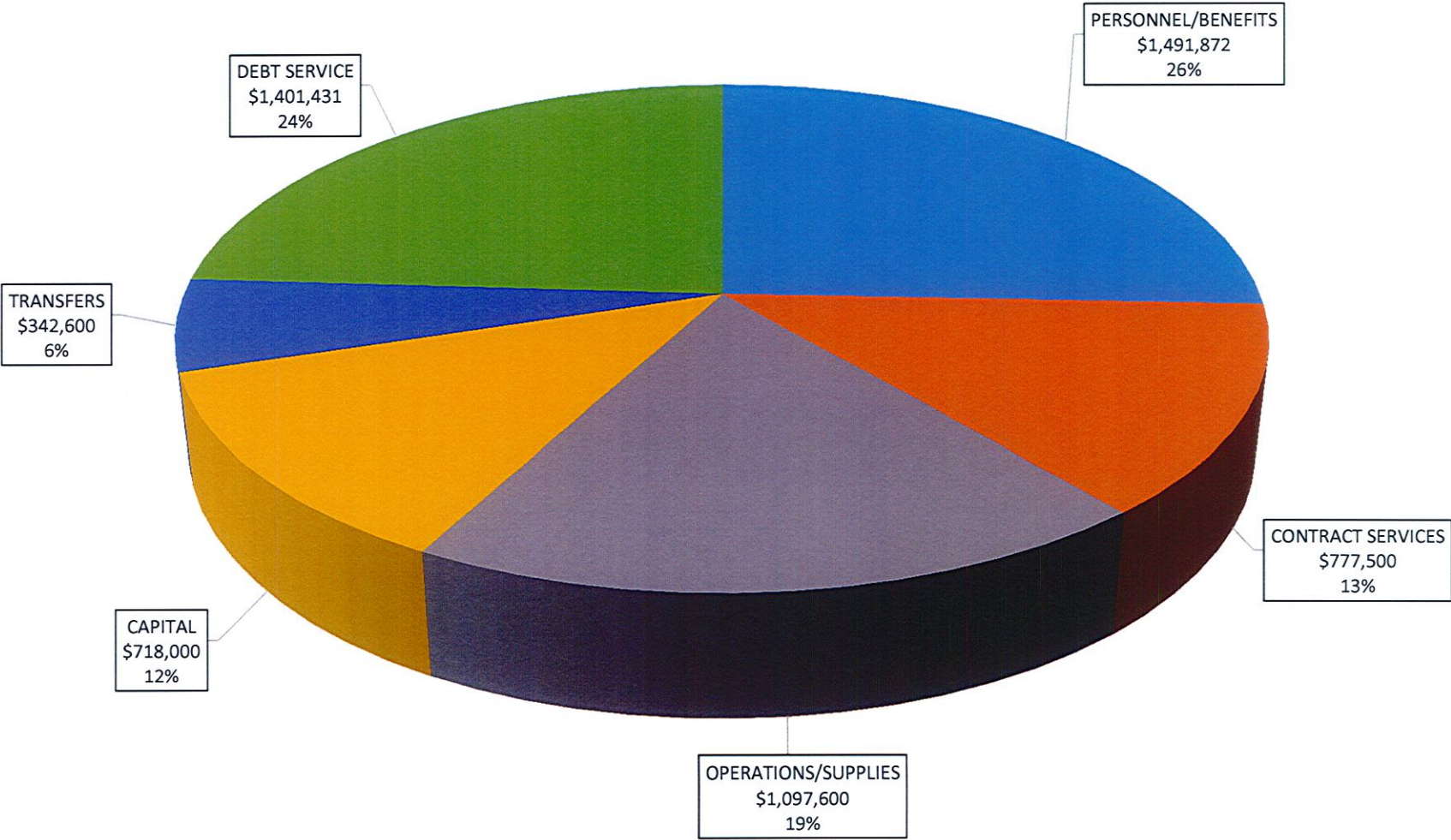
Project Name: REPLACE 25'X25' CONCRETE PAD NEAR OFFICE **Department:** SSRUS
Project Status: PROPOSED **Project Type:** BUILDINGS
Location: WWTP **Acct. Number:** 403-2300-563.63-10
Relationship to Other Projects: 3

Description

The existing pad is cracked, and it should be replaced by 2017.

	2016	2017	2018	2019	2020	2021	2022	Total	2016
Project Cost Description								2022	Only
REPLACE 25'X25' CONCRETE PAD NEAR OFFICE		12,500						12,500	
								-	
								-	
TOTAL COSTS	\$ -	\$ 12,500	\$ -	\$ -	\$ -	\$ -	\$ -	\$ 12,500	
Proposed Source of Funds									
OPERATING RESERVES		12,500						12,500	
								-	
								-	
TOTAL FUNDS	\$ -	\$ 12,500	\$ -	\$ -	\$ -	\$ -	\$ -	\$ 12,500	

**FY16 SSRUS FUND
EXPENSE CLASSIFICATIONS
TOTAL EXPENDITURES \$5,829,003**



**CITY OF GULF BREEZE
FY16 PROPOSED BUDGET**

DESCRIPTION	2011-12 AMENDED BUDGET	2012-13 AMENDED BUDGET	2013-14 AMENDED BUDGET	2014-15 ORIGINAL BUDGET	2014-15 PROJECTED BUDGET	2015-16 PROPOSED BUDGET
Fund 403 - SOUTH SANTA ROSA UTILITY						
SALES REVENUES	\$4,120,593	\$4,091,593	\$4,787,924	\$4,702,000	\$4,689,340	\$5,075,000
MISC REVENUES	\$445,622	\$459,446	\$1,004,293	\$473,170	\$860,675	\$531,065
UTILITY TRANSFER	\$227,557	\$227,557	\$3,161,364	\$378,892	\$378,900	\$298,857
TOTAL REVENUES	\$4,793,772	\$4,778,596	\$8,953,581	\$5,554,062	\$5,928,915	\$5,904,922
SSRU: WATER OPERATIONS						
PERSONNEL PAYMENTS	\$234,000	\$241,020	\$260,822	\$277,255	\$244,316	\$286,119
TAXES & BENEFITS	\$69,840	\$75,782	\$69,675	\$84,922	\$54,952	\$93,987
PROF & CONTRACT SERVICES	\$488,500	\$489,500	\$611,464	\$489,500	\$510,745	\$574,500
OPERATION & REPAIRS	\$116,500	\$98,000	\$155,282	\$100,500	\$122,700	\$115,100
SUPPLIES & FUEL	\$49,400	\$49,100	\$64,184	\$46,100	\$36,457	\$46,100
CAPITAL EXPENDITURES	\$0	\$0	\$2,154	\$0	\$0	\$0
TRANSFERS IN / OUT	\$89,938	\$89,940	\$99,866	\$91,539	\$91,539	\$114,200
TOTAL EXPENDITURES - SSRU: WATER OPERATIONS	\$1,048,178	\$1,043,342	\$1,263,447	\$1,089,816	\$1,060,709	\$1,230,006

**CITY OF GULF BREEZE
FY16 PROPOSED BUDGET**

DESCRIPTION	2011-12 AMENDED BUDGET	2012-13 AMENDED BUDGET	2013-14 AMENDED BUDGET	2014-15 ORIGINAL BUDGET	2014-15 PROJECTED BUDGET	2015-16 PROPOSED BUDGET
SSRU: WTR RENEW & EXTEND						
SUPPLIES & FUEL	\$40,000	\$40,000	\$6,715	\$12,000	\$3,500	\$7,000
CAPITAL EXPENDITURES	\$0	\$0	\$3,241,102	\$0	\$0	\$228,000
DEBT SERVICE	\$85,000	\$15,687	\$49,217	\$164,850	\$144,100	\$184,343
TOTAL EXPENDITURES - SSRU: WTR RENEW & EXTEND	\$125,000	\$55,687	\$3,297,034	\$176,850	\$147,600	\$419,343
COLLECTION - OPERATIONS						
PERSONNEL PAYMENTS	\$306,000	\$318,270	\$390,137	\$360,235	\$330,280	\$371,300
TAXES & BENEFITS	\$98,650	\$103,115	\$103,599	\$110,881	\$108,630	\$119,713
PROF & CONTRACT SERVICES	\$17,000	\$13,000	\$15,705	\$16,000	\$11,150	\$16,000
OPERATION & REPAIRS	\$164,600	\$174,700	\$293,354	\$183,600	\$289,260	\$210,100
SUPPLIES & FUEL	\$51,100	\$51,000	\$52,000	\$46,000	\$32,610	\$44,000
CAPITAL EXPENDITURES	\$0	\$0	\$6,616	\$100,000	\$47,700	\$0
TRANSFERS IN / OUT	\$89,938	\$91,900	\$88,107	\$91,539	\$91,539	\$114,200
TOTAL EXPENDITURES - COLLECTION - OPERATIONS	\$727,288	\$751,985	\$949,518	\$908,255	\$911,169	\$875,313

**CITY OF GULF BREEZE
FY16 PROPOSED BUDGET**

DESCRIPTION	2011-12 AMENDED BUDGET	2012-13 AMENDED BUDGET	2013-14 AMENDED BUDGET	2014-15 ORIGINAL BUDGET	2014-15 PROJECTED BUDGET	2015-16 PROPOSED BUDGET
SWR RENEW & EXTEND-COLLTN						
CAPITAL EXPENDITURES	\$0	\$0	\$182,773	\$0	\$0	\$260,000
DEBT SERVICE	\$659,829	\$736,623	\$950,680	\$887,535	\$822,640	\$835,120
TOTAL EXPENDITURES - SWR RENEW & EXTEND-COLLT	\$659,829	\$736,623	\$1,133,453	\$887,535	\$822,640	\$1,095,120
SEWER WWTP - OPERATIONS						
PERSONNEL PAYMENTS	\$394,000	\$405,820	\$465,701	\$457,797	\$366,030	\$471,283
TAXES & BENEFITS	\$111,360	\$112,300	\$164,331	\$135,226	\$111,500	\$149,470
PROF & CONTRACT SERVICES	\$122,000	\$125,000	\$116,894	\$127,000	\$124,322	\$129,000
OPERATION & REPAIRS	\$338,600	\$335,200	\$415,069	\$351,100	\$312,464	\$515,200
SUPPLIES & FUEL	\$149,200	\$165,100	\$402,793	\$178,100	\$183,315	\$218,100
CAPITAL EXPENDITURES	\$0	\$0	\$18,960	\$0	\$250,250	\$0
TRANSFERS IN / OUT	\$89,938	\$89,938	\$88,106	\$91,539	\$91,539	\$114,200
TOTAL EXPENDITURES - SEWER WWTP - OPERATIONS	\$1,205,098	\$1,233,358	\$1,671,854	\$1,340,762	\$1,439,420	\$1,597,253
SWR RENEW & EXTND - WWTP						
CAPITAL EXPENDITURES	\$0	\$0	\$250,263	\$560,500	\$362,570	\$230,000

**CITY OF GULF BREEZE
FY16 PROPOSED BUDGET**

DESCRIPTION	2011-12 AMENDED BUDGET	2012-13 AMENDED BUDGET	2013-14 AMENDED BUDGET	2014-15 ORIGINAL BUDGET	2014-15 PROJECTED BUDGET	2015-16 PROPOSED BUDGET
DEBT SERVICE	\$242,000	\$310,730	\$388,008	\$390,065	\$391,270	\$381,968
TAP FEES RESERVED	\$0	\$0	\$0	\$0	\$420,000	\$0
TOTAL EXPENDITURES - SWR RENEW & EXTND - WWTF	\$242,000	\$310,730	\$638,271	\$950,565	\$1,173,840	\$611,968
TOTAL REVENUES - FUND 403	\$4,793,772	\$4,778,596	\$8,953,581	\$5,554,062	\$5,928,915	\$5,904,922
TOTAL EXPENDITURES - FUND 403	\$4,007,393	\$4,131,725	\$8,800,500	\$5,353,783	\$5,555,378	\$5,829,003
OPERATING SURPLUS/(DEFICIT)	\$786,379	\$646,871	\$153,081	\$200,279	\$373,537	\$75,919

TIGER POINT GOLF CLUB FY2016 BUDGET

Department Description and Primary Functions

Tiger Point Golf Club was purchased by the City on December 12, 2012 for the purpose of the expansion of the existing waste water treatment plant. Over the following 18 months, the City spent \$1.66 million dollars making the repairs and purchases necessary to provide a golf, dining and clubhouse operation consistent with accepted standards. This \$1.66 million was not anticipated at the time of purchase and was in addition to the budget necessary to operate the business on a day to day basis.

In August of 2014, the City entered into a contract with Robert C. Walker, Inc. to design and oversee the reconstruction of the 18 hole West Course. On August 22, 2014, the west course was sprayed to kill the existing grasses and weeds in preparation for construction.

In January 2014, in response to the growing expenditures at Tiger Point, City Council initiated a feasibility study to be used to guide further development. The estimated \$3.2 million dollar West Course renovation project was halted prior to the beginning of any construction and Mr. Walker was paid for his work to that point. Since that time, Tiger Point has focused on developing the golf experience on the 18 hole East Course and the dining experience in the Sunset Grill.

Since December 18, 2012, the City of Gulf Breeze has accomplished the following at Tiger Point...

- Replaced a badly aged, inefficient equipment inventory
- Repaired Clubhouse and pro-shop termite, mold damage that had been untreated for 4 years
- Purchased and installed a compliant facility for the storage of hazardous chemicals
- Re-established a program of turf management, weed & pest control, fertilization, overseeding
- Re-established a contract with Lake Doctors for the maintenance of the ponds and streams
- Upgraded one third of the East Course irrigation system
- Cleared the algae and debris from the East Course waterways
- Replaced two on-course restroom facilities that were destroyed in Hurricane Ivan
- Repaired multiple failed bulkheads throughout the East Course
- Renovated the maintenance headquarters building
- Constructed outdoor equipment storage shelter
- Installed an up to date point of sale, revenue tracking system
- Replaced fencing along Tibet and Santa Rosa Drives and Laguna Court
- Repaired driveway, walkway and clubhouse entrance steps

Staffing

By December 20, 2012, two days after purchasing Tiger Point, the Golf Course Superintendent, the Director of Food and Beverage and the Director of Sales and Marketing vacated their positions.

In the cases of the Superintendent and Food & Beverage Director, the assistants were immediately promoted to fill the vacancies. The Director of Food & Beverage has served since that time.

By mid-January, the superintendent's position was again vacant. With the assistance of consultants, a search was initiated for a Golf Course Superintendent and a Director of Sales and Marketing. Both positions were filled in March, 2013. The Superintendent served until Feb. 13, 2015. Upon his resignation, the assistant was promoted to Superintendent and continues to serve.

The Director of Sales and Marketing served until their spouse accepted a position in Washington, DC on Sept. 27, 2013. Another selection process followed, and a candidate was selected and employed on Nov. 20, 2013. This Sales and Marketing Director's employment ended on Nov 5, 2014. Since that time, a part-time position has handled special event sales and management.

On December 18, 2012, The City took over the Tiger Point Golf Club with two Head Golf Professionals in place. The previous owner had transferred the Head Golf Professional from another local club that they had just sold, to Tiger Point in order to maintain his employment status, even though there was already a Head Golf Professional in place at Tiger Point. This required the City to eliminate the redundant position in January, 2014.

On July 19, 2013, the City ended its employment relationship with the remaining Head Golf Professional. Again, assisted by consultants, a selection process resulted in the hiring of the current Head Golf Professional.

- Current
 - Administration:
 - City Payroll
 - Accountant
 - Food and Beverage
 - City Payroll
 - Director
 - Cook
 - Front Supervisor
 - Hostess
 - Temp. Agency
 - Servers (8)
 - Maintenance
 - City Payroll
 - Superintendent

- Mechanic
 - Spray Tech
 - Irrigation Tech
 - Maintenance Tech (6)
 - Temp Agency
 - Maintenance Tech (2)
- Golf Operations
 - City Payroll
 - Head Golf Professional
 - Asst. Golf Professional
 - Cart Supervisor
 - Temp Agency
 - Desk Staff (4)
 - Cart Staff (4)
- Authorized
 - Administration
 - City Payroll
 - Accountant
 - Sales and Marketing Director
 - Temp Agency
 - Event Coordinator
 - Food and Beverage
 - City Payroll
 - Director
 - Assistant Director
 - Cook
 - Front Supervisor
 - Hostess
 - Temp. Agency
 - Servers (8)
 - Dishwasher (3)
 - Maintenance
 - City Payroll
 - Superintendent
 - Asst. Superintendent
 - Mechanic
 - Spray Tech
 - Irrigation Tech
 - Maintenance Tech (6)
 - Temp Agency
 - Maintenance Tech (2)
 - Golf Operations
 - City Payroll

- Head Golf Professional
- Asst. Golf Professional
- Cart Supervisor
- Temp Agency
 - Desk Staff (4)
 - Cart Staff (6)

FY2015 Financial Performance

At the beginning of FY2015, the approved budget anticipated ending the year with a deficit of \$553,045.

At the conclusion of FY2015, projections indicate that Food and Beverage will end the year under revenue by \$56,800 and golf operations will be under revenue by \$223,578 for a total of \$280,378 below budgeted projections.

Tiger Point projects expenses to end the year \$77,168 over budget, based on the following departmental projections:

- Administration will exceed its expense budget by \$125,370 due to not incorporating \$123,400 in debt service into the original FY2015 budget.
- Food and Beverage will exceed its expense budget by \$118,072 due to temporary labor being under budgeted by \$160,923.
- Maintenance will exceed its expense budget by \$45,868, which represents 5%.
- Golf Operations will save \$212,142 of its allocated expense budget. The budget for FY2015 being \$701,878 and projected expenses being \$489,736.

These under-performing revenues combined with additional expenses of \$77,168 and the budgeted deficit of \$553,045, produce a total anticipated end of the year deficit of \$910,593, based on total projected revenues of \$1,602,622 and expenses of \$2,513,215.

The additional anticipated deficit rests in the under-performing revenues, which can be attributed to the following..

- The unusually wet winter, November thru February, produced 1,300 less rounds than the same period the previous year.
- The 9 playable holes on the West Course were closed for the majority of the year. The West course was responsible for approx. 3675 rounds per year.
- April and May combined are 500 rounds under the previous year's performance, with 26 total rain days
- June alone was 1,200 rounds below the previous year, however, it rained on 16 of the 30 days.
- There is a possibility that the negative publicity has caused a decline in utilization.

FY2016 Proposal

The proposal for FY2016 is built to maintain and improve the quality of the golf and dining experience while at the same time, reduce the operational costs. The proposal maintains revenues at the current projected levels.

Significant cuts are being proposed in wages, some through attrition and some through the elimination of the premium charged by the temporary staffing agencies for part-time employees.

Food and Beverage has identified over \$110,000 in savings that can be realized through greater efficiency in staffing, linen service, housekeeping and cost of goods.

Maintenance has identified \$169,000 savings in salaries, professional services and chemicals.

With expenditures budgeted at \$2,039,548 and revenues at \$1,602,622, the FY2016 budget project a deficit of \$436,926.

Capital Expenditures

The two most pressing capital projects are the completion of the replacement irrigation system on the remaining twelve holes of the East Course. Six holes were completed in 2013 at a cost of \$66,000. The anticipated cost to complete the remaining twelve holes is \$135,000.

The second project is the repair of the bunkers and bunker faces that were severely damaged in the flood of April, 2014. Although FEMA has spoken of funding these repairs, a firm commitment to do so has not been forthcoming. The estimated cost of these bunker repairs is \$782,500.

City of Gulf Breeze

2016 Capital Project or Equipment

Project/Equipment

Project Name: IRRIGATION RENOVATION **Department:** TIGER POINT GOLF COURSE
Project Status: _____ **Project Type:** NEW REQUEST
Location: TIGER POINT **Acct. Number:** 403-1400-380.00-00
Relationship to Other Projects: _____

Description

Completion of the East Course irrigation renovation.

Project Cost Description	2016	2017	2018	2019	2020	2021	2022	Total 2016-2022 Only
REPLACEMENT OF IRRIGATION ON 12 EAST COURSE HOLES	135,000							-
								-
								-
TOTAL COSTS	\$ 135,000	\$ -	\$ -	\$ -	\$ -	\$ -	\$ -	\$ -
Proposed Source of Funds								
SSRUS RESERVE FUND	135,000							135,000
								-
								-
TOTAL FUNDS	\$ 135,000	\$ -	\$ -	\$ -	\$ -	\$ -	\$ -	\$ 135,000

City of Gulf Breeze

2016 Capital Project or Equipment

Project/Equipment

Project Name: E. COURSE BUNKER REPAIR **Department:** TIGER POINT GOLF COURSE
Project Status: _____ **Project Type:** NEW REQUEST
Location: TIGER POINT **Acct. Number:** 430-0000-380.00-00
Relationship to Other Projects: _____

Description

Repair of East Course Bunker Damage caused by April 2014 Flood

Project Cost Description	2016	2017	2018	2019	2020	2021	2022	Total 2016-2022 Only
REPAIR EAST COURSE BUNKERS	782,500							
								-
								-
								-
TOTAL COSTS	\$ 782,500	\$ -	\$ -	\$ -	\$ -	\$ -	\$ -	\$ -
Proposed Source of Funds								
SSRUS RESERVE FUND	782,500							782,500
								-
								-
								-
TOTAL FUNDS	\$ 782,500	\$ -	\$ -	\$ -	\$ -	\$ -	\$ -	\$ 782,500

**CITY OF GULF BREEZE
FY16 PROPOSED BUDGET**

DESCRIPTION	2011-12 AMENDED BUDGET	2012-13 AMENDED BUDGET	2013-14 AMENDED BUDGET	2014-15 ORIGINAL BUDGET	2014-15 PROJECTED BUDGET	2015-16 PROPOSED BUDGET
Fund 404 - GOLF COURSE FACILITIES						
TPGC - FOOD & BEVERAGE						
MISC REVENUES	\$0	\$0	\$500,079	\$588,000	\$531,200	\$0
TPGC - RETAIL OPERATIONS						
MISC REVENUES	\$0	\$0	\$1,286,459	\$1,295,000	\$1,192,600	\$0
TPGC - MISC REVENUES						
MISC REVENUES	\$0	\$0	\$18,690	\$0	\$6,360	\$0
TPGC - UTILITY TRANSFERS						
UTILITY TRANSFERS	\$0	\$0	\$2,071,634	\$553,045	\$553,045	\$0
TOTAL REVENUES	\$0	\$0	\$3,876,862	\$2,436,045	\$2,283,205	\$0
TPGC - ADMIN						
PERSONNEL PAYMENTS	\$0	\$0	\$729,745	\$138,360	\$101,600	\$0
TAXES & BENEFITS	\$0	\$0	\$67,997	\$41,485	\$24,087	\$0
PROF & CONTRACT SERVICES	\$0	\$0	\$145,292	\$11,300	\$103,550	\$0
OPERATION & REPAIRS	\$0	\$0	\$138,988	\$34,411	\$21,415	\$0
SUPPLIES & FUEL	\$0	\$0	\$92,322	\$8,500	\$8,040	\$0

**CITY OF GULF BREEZE
FY16 PROPOSED BUDGET**

DESCRIPTION	2011-12 AMENDED BUDGET	2012-13 AMENDED BUDGET	2013-14 AMENDED BUDGET	2014-15 ORIGINAL BUDGET	2014-15 PROJECTED BUDGET	2015-16 PROPOSED BUDGET
CAPITAL EXPENDITURES	\$0	\$0	\$181,353	\$0	\$3,500	\$0
TRANSFERS IN / OUT	\$0	\$0	\$0	\$11,490	\$11,490	\$0
DEBT SERVICE	\$0	\$0	\$16	\$0	\$38,400	\$0
TOTAL EXPENDITURES-TPGC - ADMIN	\$0	\$0	\$1,355,713	\$245,546	\$312,082	\$0
TPGC - FOOD & BEVERAGE						
PERSONNEL PAYMENTS	\$0	\$0	\$215,901	\$204,559	\$405,200	\$0
TAXES & BENEFITS	\$0	\$0	\$0	\$44,038	\$45,631	\$0
PROF & CONTRACT SERVICES	\$0	\$0	\$29,455	\$59,050	\$55,900	\$0
OPERATION & REPAIRS	\$0	\$0	\$21,828	\$92,460	\$79,540	\$0
SUPPLIES & FUEL	\$0	\$0	\$284,910	\$254,000	\$288,765	\$0
CAPITAL EXPENDITURES	\$0	\$0	\$8,497	\$0	\$0	\$0
TRANSFERS IN / OUT	\$0	\$0	\$0	\$34,468	\$34,468	\$0
TOTAL EXPENDITURES -TPGC - FOOD & BEV	\$0	\$0	\$560,591	\$688,575	\$909,504	\$0
TPGC - GOLF COURSE						
PERSONNEL PAYMENTS	\$0	\$0	\$33,027	\$378,383	\$414,490	\$0

**CITY OF GULF BREEZE
FY16 PROPOSED BUDGET**

DESCRIPTION	2011-12 AMENDED BUDGET	2012-13 AMENDED BUDGET	2013-14 AMENDED BUDGET	2014-15 ORIGINAL BUDGET	2014-15 PROJECTED BUDGET	2015-16 PROPOSED BUDGET
TAXES & BENEFITS	\$0	\$0	\$123,616	\$133,094	\$132,769	\$0
PROF & CONTRACT SERVICES	\$0	\$0	\$163,513	\$72,208	\$179,000	\$0
OPERATION & REPAIRS	\$0	\$0	\$149,579	\$97,382	\$64,240	\$0
SUPPLIES & FUEL	\$0	\$0	\$323,506	\$96,000	\$186,100	\$0
CAPITAL EXPENDITURES	\$0	\$0	\$826,490	\$0	\$12,900	\$0
TRANSFERS IN / OUT	\$0	\$0	\$101,367	\$22,979	\$22,979	\$0
TOTAL EXPENDITURES -TPGC - GOLF COURSE	\$0	\$0	\$1,721,098	\$800,046	\$1,012,478	\$0
TPGC - RETAIL OPERATIONS						
PERSONNEL PAYMENTS	\$0	\$0	\$112,825	\$223,734	\$210,000	\$0
TAXES & BENEFITS	\$0	\$0	\$443	\$44,569	\$33,379	\$0
PROF & CONTRACT SERVICES	\$0	\$0	\$3,601	\$41,850	\$33,500	\$0
OPERATION & REPAIRS	\$0	\$0	\$14,936	\$226,267	\$159,137	\$0
SUPPLIES & FUEL	\$0	\$0	\$107,655	\$119,500	\$113,400	\$0
TRANSFERS IN / OUT	\$0	\$0	\$0	\$45,958	\$45,958	\$0

**CITY OF GULF BREEZE
FY16 PROPOSED BUDGET**

DESCRIPTION	2011-12 AMENDED BUDGET	2012-13 AMENDED BUDGET	2013-14 AMENDED BUDGET	2014-15 ORIGINAL BUDGET	2014-15 PROJECTED BUDGET	2015-16 PROPOSED BUDGET
TOTAL EXPENDITURES -TPGC - RETAIL OPERATIONS	\$0	\$0	\$239,460	\$701,878	\$595,374	\$0
TOTAL REVENUES - FUND 404	\$0	\$0	\$3,876,862	\$2,436,045	\$2,283,205	\$0
TOTAL EXPENDITURES - FUND 404	\$0	\$0	\$3,876,862	\$2,436,045	\$2,829,438	\$0
OPERATING SURPLUS/(DEFICIT)	\$0	\$0	\$0	\$0	-\$546,233	\$0

**CITY OF GULF BREEZE
FY16 PROPOSED BUDGET**

DESCRIPTION	2011-12 AMENDED BUDGET	2012-13 AMENDED BUDGET	2013-14 AMENDED BUDGET	2014-15 ORIGINAL BUDGET	2014-15 PROJECTED BUDGET	2015-16 PROPOSED BUDGET
Fund 404 - GOLF COURSE FACILITIES- LEASE						
REVENUES						\$100,000
GOLF COURSE EXPENDITURES						
DEBT SERVICE						\$366,424
TOTAL EXPENDITURES - GOLF COURSE FACILITIES- LEASE	\$0	\$0	\$0	\$0	\$0	\$366,424
TOTAL REVENUES - GOLF COURSE FACILITIES- LEASE						\$100,000
TOTAL EXPENDITURES - GOLF COURSE FACILITIES- LEASE						\$366,424
OPERATING SURPLUS/(DEFICIT)	\$0	\$0	\$0	\$0	\$0	-\$266,424

MUNICIPAL WASTE SERVICES FY2016 BUDGET

Department Description and Primary Functions

Municipal Waste Services is responsible for the collection of garbage and recyclables within City limits, and operation of the City's small drop off center ("transfer station"). The City established itself as a franchise territory to accomplish several goals:

- Ensure consistency and accountability of service;
- Limit service hours and thereby late night noise issues;
- Reduce the number of heavy trucks on City streets;
- Avoid the capital and operating costs of performing these services in-house.

The City's transfer station is a drop off facility located on the southeast side of the intersection of South Sunset Blvd and Shoreline Dr. The facility was opened in the mid to late 80's to help with the appearance of the city. The facility is approximately 36,000 square feet in area and allows residents to deposit debris into four 30 yard roll off containers. There is an additional 30 yard roll off container for scrap metal. The facility also operates a chipper and log splitter to help divert vegetative debris from entering the waste stream. Below is a table denoting the performance of the transfer station since 2005.

Year	Total Revenue	Containers Pulled	Volume
2005	\$73,040	519	15570
2006	\$81,477	489	14670
2007	\$100,672	437	13110
2008	\$81,665	272	8160
2009	\$75,993	205	6150
2010	\$82,180	224	6720
2011	\$81,523	219	6570
2012	\$77,834	198	5940
2013	\$81,879	209	6270
2014	\$90,774	271	8130

The City has been an early adopter of both basic recyclables collection, and more recently, of single stream recyclables collection. The operation of the transfer station alleviates area residents and small contractors from a two hour round trip to the county landfill and was created, in part, as a response to dumping in empty lots.

As currently organized and contracted, the City invoices only residents and commercial kart users for garbage service. The City pays its franchisee (currently Republic Services) for servicing and separately pays Santa Rosa County for disposal costs. An 8% franchise fee is paid to the

City by Republic. Republic invoices commercial operations inside City limits directly for service and is responsible for paying the cost of disposal on that service directly as well.

The new contract awarded in FY2013 effectively removed almost half of the cost and corresponding revenue from the fund’s budget by eliminating the need to rebill commercial customers for commercial service costs and landfill fees.

The Department services approximately 2,100 residential customers, and approximately 130 commercial business customers within the city limits. In addition, The Department also services residents within the transfer station, which extends to the Tiger Point area, local landscape contractors and handymen.

The programs provided by the Department are as follows:

- Residential
 - Fortnightly recycling collection (Single Stream)
 - Weekly curbside collection of solid waste (96 gallon rolling cart)
 - Weekly collection of yard waste (up to 4 cubic yards)
 Options: Extra solid waste cart, side yard solid waste collection, senior & disabled rate discounts
- Commercial
 - Solid waste and recyclables collection as scheduled from 1 to 5 times a week in containers ranging from 96 gallon carts to 40 yard roll off containers Billed direct by Republic.
- Transfer Station
 - Three day a week operations (Tue / Thurs / Sat 7:30-4:30)
 - Accepting C&D waste, yard waste, scrap metals, recyclables, appliances and small machines
 - No tires, garbage or hazardous waste accepted
 - Tiered fee structure for residents, non-City residents and contractors (min. of \$10/\$20/\$40)

The Department gains revenue in the following ways:

- Residential revenues – monthly household service fee – base service currently \$17.75/mo
- Commercial service fees – vary with size of container and frequency of service
- Drop-off Charges at transfer station, starting at \$10 for a load (GB Residents, \$20 county)
- Franchise Fee based on service fees earned by franchise contractor (rate is 8%)

Staffing

	Collection Operations	Transfer Station
--	-----------------------	------------------

Full Time	Allocated 1 x 25%	0
	Allocated 1 x 50%	
Part Time	Allocated 2 x 50%	0
Via Temp Agency	0	3.5 *

*NOTE: This typically utilizes 1 person from inmate crew. Temp agency is used to insulate City from potential worker's compensation issues for these part time employees. Transfer station manager participates in City health benefits.

FY2015 Financial Performance

	2012	2013	2014	2015 Est	Budget 2016
Budget	1,064,431	1,064,431	579,000	592,940	612,000
Revenue	1,012,054	725,172	571,504	585,500	612,000
Operating Exp	977,096	793,709	630,412	616,265	637,275
Capital Exp	0	0	0	0	0

Noteworthy FY2015 Operational Accomplishments

In FY2015, the Department experienced an anticipated rate increase of 0.6%. Commensurate adjustments were also made to residential and commercial user rates. In addition, there were adjustments made to the transfer station rates; the Department adopted the aforementioned tier structure. In FY2015, the City was able to replace the backhoe used at the transfer station. The following performance measures and benchmarks are used:

- Disposal Fees (Paid to Santa Rosa County Landfill):
 - Class 1 Waste (Household Garbage) : \$32 / ton
 - Non Class 1 Waste (Yard waste/Construction Waste) \$22 /ton
 - Recyclables : \$0 / ton
- Approx. monthly volumes (significant seasonal variation exists):
 - Class 1 Waste (residential & commercial) ~170 tons / mo
 - Non Class 1 Waste (yard waste & transfer station) ~130 tons / mo
 - Recyclables ~25 tons / mo
- Household Recycling Participation: 70-80%

FY2016 Proposal

Republic's service contract is subject to an annual CPI adjustment in February 2015. A 3% CPI adjustment is anticipated for FY2016. (Typically 3% - 5%) An offsetting 3% residential service increase is reflected in the FY2016 budget. Of note is that allocations to General Fund exceed operating surplus. In addition, the Council should be aware of the following:

- State level pressure for much higher waste diversion (recycling/composting) at County Level.
- County will no longer accept E-Waste from transfer station unless "packaged" and intact.
- Area recyclable processing options have decreased; potential for increased cost.

**CITY OF GULF BREEZE
FY16 PROPOSED BUDGET**

DESCRIPTION	2011-12 AMENDED BUDGET	2012-13 AMENDED BUDGET	2013-14 AMENDED BUDGET	2014-15 ORIGINAL BUDGET	2014-15 PROJECTED BUDGET	2015-16 PROPOSED BUDGET
Fund 405 - SOLID WASTE FUND						
SALES REVENUES	\$1,064,431	\$1,064,431	\$571,504	\$592,940	\$585,500	\$612,000
UTILITY TRANSFER	\$0	\$0	\$51,588	\$0	\$0	\$0
TOTAL REVENUES	\$1,064,431	\$1,064,431	\$623,092	\$592,940	\$585,500	\$612,000
SOLID WASTE OPERATING						
PERSONNEL PAYMENTS	\$77,549	\$77,549	\$105,803	\$113,662	\$115,500	\$82,000
TAXES & BENEFITS	\$9,550	\$9,550	\$11,168	\$12,338	\$18,265	\$0
PROF & CONTRACT SERVICES	\$903,487	\$903,487	\$412,560	\$324,276	\$384,000	\$392,300
OPERATION & REPAIRS	\$3,000	\$3,000	\$7,357	\$7,500	\$10,000	\$5,000
SUPPLIES & FUEL	\$4,000	\$4,000	\$3,034	\$4,500	\$4,100	\$4,500
CAPITAL EXPENDITURES	\$0	\$0	\$0	\$0	\$30,000	\$0
TRANSFERS IN / OUT	\$66,845	\$66,845	\$83,170	\$84,000	\$84,000	\$96,400
TOTAL EXPENDITURES - 3200-SOLID WASTE OPERATIN	\$1,064,431	\$1,064,431	\$623,092	\$546,276	\$645,865	\$580,200
TOTAL REVENUES - FUND 405	\$1,064,431	\$1,064,431	\$623,092	\$592,940	\$585,500	\$612,000
TOTAL EXPENDITURES - FUND 405	\$1,064,431	\$1,064,431	\$623,092	\$546,276	\$645,865	\$580,200
OPERATING SURPLUS/-DEFICIT	\$0	\$0	\$0	\$46,664	-\$60,365	\$31,800

STORMWATER FUND FY2016 BUDGET

Department Description and Primary Functions

The City created the Storm Water Utility in FY2007 to gain access to State grants in the amount of \$1,000,000. Prior to this, storm water was combined with streets and was a general government account activity.

Historically, the City has battled major flooding periodically and installed the first round of drainage improvements in the early 80s. Additional infrastructure was installed in 2007-2008 via grant funding which has greatly improved the City's ability to absorb major rain events.

The current system consists of six pump stations and strategically placed exfiltration pipes.

Staffing

The Public Services Department utilizes all of its resources in any capacity needed by the City. Therefore employees are not dedicated to one specific task or funding source. The employee work efforts are funded through several different departments based on the work with which they are most likely to be involved. The staffing is estimated in equivalent full time employees. The numbers below reflect 13 positions that are partially funded by Streets.

- Current: 2.304 Full Time Equivalent
- Authorized: 2.736 Full Time Equivalent

FY2015 Financial Performance

The storm water budget is funded through a monthly user fee of \$4.50 per resident and commercial entities pay user fees based on equivalent residential units. This generates \$234,000 per year, which is also the amount of budgeted expenses. The fund does not generate capital funds for new or replaced infrastructure.

FY2015 has seen several major projects generated by repairs required from the April 2014 flood, or additional infrastructure recommended by the Stormwater Task Force. The total expected expenditure is \$1,105,000 as compared to the budget of \$234,000. Removing the unbudgeted capital costs and professional services, the other operational expenses are projected to be 10% under budget.

Noteworthy FY2015 Operational Accomplishments

The City has completed designs for storm water improvements with funding of \$116,000 from Hazard Mitigation Grant Program (HMGP) started in 2013. The City has started or completed construction in the following areas:

- Washington Avenue
- Dolphin Street
- Camelia Street
- Florida Avenue

The following areas have been redesigned to provide a gravity discharge in lieu of a pump station per the recommendation of the Stormwater Task Force with construction to start this summer.

- Center Street
- Russ Drive
- Nightingale Lane
- Dracena Way

The total revised project cost is \$2,447,000 with the City responsible for any amounts over \$1,570,000 plus any change orders. The maximum amount the grant will pay is \$1,570,000. Construction funding comes from money provided from the BP Oil Spill of 2010, administered by The Department of Environmental Protection.

Other major improvements include upgrades to the Bay Cliffs and Plantation Hill stormwater systems, system wide video inspection of existing stormwater system and watershed surveying of the flood prone areas of the City.

FY2016 Proposal

The proposed budget includes a 3.5% increase from \$234,000 to \$242,000. The increase is attributable to salary and insurance cost increases. Capital projects are unbudgeted. No changes in the programs are anticipated.

Capital Expenditures

The Stormwater Fund does not budget for capital projects. Projects are approved on an as needed basis by the City Council and are usually in conjunction with a grant or special assessment.

The only approved capital project for FY2015 and FY2016 is the major work currently under construction. The revised project cost is \$2,447,000 of which \$1,570,000 will be reimbursed by the Department of Environmental Protection. The Department projects to spend \$900,000 in FY2015 with the remainder spent in FY2016. The grant will reimburse the City at the end of the project.

**CITY OF GULF BREEZE
FY16 PROPOSED BUDGET**

DESCRIPTION	2011-12 AMENDED BUDGET	2012-13 AMENDED BUDGET	2013-14 AMENDED BUDGET	2014-15 ORIGINAL BUDGET	2014-15 PROJECTED BUDGET	2015-16 PROPOSED BUDGET
Fund 407 - STORMWATER MGMNT FUND						
MISC REVENUES	\$195,000	\$195,000	\$205,282	\$234,499	\$234,100	\$1,804,500
UTILITY TRANSFER	\$0	\$0	\$451,117	\$0	\$0	\$0
TOTAL REVENUES	\$195,000	\$195,000	\$656,399	\$234,499	\$234,100	\$1,804,500
STORMWATER OPERATING						
PERSONNEL PAYMENTS	\$87,500	\$90,125	\$113,163	\$119,714	\$99,069	\$123,330
TAXES & BENEFITS	\$29,439	\$27,046	\$21,766	\$29,700	\$32,025	\$34,170
PROF & CONTRACT SERVICES	\$15,000	\$15,000	\$102,207	\$15,000	\$175,000	\$30,000
OPERATION & REPAIRS	\$11,400	\$11,400	\$111,924	\$11,900	\$96,775	\$11,900
SUPPLIES & FUEL	\$2,500	\$2,500	\$107,412	\$2,500	\$290	\$2,500
CAPITAL EXPENDITURES	\$0	\$0	\$136,920	\$0	\$671,570	\$1,951,000
TRANSFERS IN / OUT	\$16,000	\$16,000	\$48,839	\$16,269	\$16,269	\$18,600
DEBT SERVICE	\$33,161	\$42,567	\$14,168	\$39,416	\$41,185	\$39,416
TOTAL EXPENDITURES - STORMWATER MAGNT FUND	\$195,000	\$204,638	\$656,399	\$234,499	\$1,132,183	\$2,210,916

**CITY OF GULF BREEZE
FY16 PROPOSED BUDGET**

DESCRIPTION	2011-12 AMENDED BUDGET	2012-13 AMENDED BUDGET	2013-14 AMENDED BUDGET	2014-15 ORIGINAL BUDGET	2014-15 PROJECTED BUDGET	2015-16 PROPOSED BUDGET
TOTAL REVENUES - FUND 407	\$195,000	\$195,000	\$205,282	\$234,499	\$234,100	\$1,804,500
TOTAL EXPENDITURES - FUND 407	\$195,000	\$204,638	\$656,399	\$234,499	\$1,132,183	\$2,210,916
OPERATING SURPLUS/-DEFICIT	\$0	-\$9,638	-\$451,117	\$0	-\$898,083	-\$406,416

GULF BREEZE FINANCIAL SERVICES FY2016 BUDGET

Capital Trust Agency, Capital Trust Agency Community Development Entity (CTA CDE), Gulf Breeze Financial Services

Department Description and Primary Functions

The Agency administers all financing programs issued or sponsored by CTA and GBFS. It also services the financings originated through the New Markets Tax Credit program of CTA CDE. The overall goal is to operate as enterprise funds contributing revenues to the General Fund of the City.

Staffing

- Current: 3 on staff, 1 contracted part time; all shared by the 3 agencies and apportioned to the budgets of the 3 agencies
- Authorized: same

FY2015 Financial Performance

Revenues in 2015 are significantly up from the budgeted amounts. Revenues are estimated to be approximately \$425,000 greater than budgeted. These resulted from a greater number of financings closed by CTA than anticipated. Overall expenses will be less than budgeted by approximately \$95,000. The FY2015 budget was approved using excess cash to offset operating losses to maintain the level of General Fund transfers. The result, on a cumulative basis, was anticipated to be a deficit in net income. However, the estimated net income positive over budget is now anticipated to be approximately \$350,000, after budgeted General Fund transfers are booked.

Noteworthy FY2015 Operational Accomplishments

CTA closings were up. Expenses were reduced. 1985 Program revenues are declining. No additional NMTCs have been received.

FY2016 Proposal

Revenues from the City's original 1985 Program will be down approximately 25% due to bonds maturing. It is doubtful the record number of CTA closings during the fiscal year 2015 can be duplicated. 2016 expenses are budgeted to be an estimated \$189,000 less than 2015. Cumulatively for the 3 agencies, a deficit of \$37,000 will be realized in order to continue the level of General Fund contributions historically provided.

Capital Expenditures

No significant capital expenditures are anticipated.

Gulf Breeze Financial Services

Proposed Budget FYE 9-30-16

	Proposed Budget 9/30/2016	Budget 9/30/2015	Projected Actual 9/30/2015
INCOME			
Interest Income	\$181,968	\$155,999	\$181,968
Interest Income - TPGC Loan	\$34,071	\$33,984	\$34,071
1985 Program	\$351,566	\$487,038	\$467,691
1997B Program	\$0	\$54,033	\$54,033
1999 Heritage	\$15,800	\$15,800	\$15,815
Series 2010	\$19,418	\$19,418	\$17,163
CDE Management Fee	\$12,000	\$12,000	\$12,000
Investment Unrealized Gain (Loss)	\$0	\$0	(\$24,420)
TOTAL	<u>\$614,823</u>	<u>\$778,272</u>	<u>\$758,320</u>
EXPENSE			
Salary Expense	\$51,217	\$86,299	\$82,224
Matching FICA & Benefits	\$3,888	\$6,603	\$5,945
Retirement Benefit	\$3,147	\$9,684	\$9,504
Health Insurance	\$6,446	\$8,364	\$10,018
Legal	\$3,600	\$2,400	\$9,270
Professional Services	\$43,500	\$24,240	\$42,839
Special Consultants	\$6,840	\$23,640	\$16,743
Accounting & Auditing	\$7,500	\$7,500	\$7,500
Bank Charges	\$50	\$400	\$321
Travel and Per Diem	\$720	\$6,000	\$698
Telephone	\$1,800	\$2,400	\$1,962
Postage	\$60	\$180	\$86
Utilities	\$2,280	\$2,160	\$1,571
Repairs & Maintenance Building	\$2,280	\$3,600	\$1,428
Printing	\$600	\$240	\$621
Office Supplies	\$360	\$360	\$43
Operating Supplies	\$2,400	\$1,200	\$2,154
Other Bond Pool Expense	\$0	\$0	\$69
Memberships, Due & Subscriptions	\$1,197	\$1,800	\$1,475
Interest Expense on Debt	\$34,071	\$33,984	\$34,071
Depreciation	\$5,544	\$8,400	\$6,820
Scholarships and Assistance	\$0	\$6,000	\$0
Community Sponsorships	\$6,000	\$6,000	\$0
TOTAL	<u>\$183,500</u>	<u>\$241,454</u>	<u>\$235,363</u>
NET INCOME	<u>\$431,324</u>	<u>\$536,818</u>	<u>\$522,956</u>
Transfer to City	\$500,000	\$500,000	\$500,000
NET INCOME AFTER TRANSFER	<u>(\$68,676)</u>	<u>\$36,818</u>	<u>\$22,956</u>

Capital Trust Agency, Inc.
Proposed Budget FYE 9-30-2016

	Proposed Budget 9/30/2016	Budget 9/30/2015	Projected Actual 9/30/2015
INCOME			
Interest Income	\$4,620	\$2,700	\$4,604
Miscellaneous Income	\$0	\$0	\$10,794
Application Fee Income	\$0	\$0	\$21,250
Reimbursement Fee Income	\$0	\$0	\$1,600
CDE Management Fee	\$36,000	\$36,000	\$36,000
Aeroterm - Miami 2004	\$21,852	\$23,784	\$21,857
Escambia HFA	\$1,440	\$1,980	\$1,537
Atlantic Acq/Reliance	\$0	\$0	(\$3)
American Opp Housing	\$0	\$0	\$0
Atlantic Housing Foundation	\$149,076	\$151,980	\$149,185
GMF Portofino Stratford	\$15,840	\$16,500	\$15,871
Miami Charter School	\$15,000	\$15,000	\$15,000
Goodwill Industries	\$15,000	\$15,000	\$15,000
TM Alexander	\$18,180	\$18,632	\$18,181
Million Air	\$48,384	\$48,336	\$48,385
Bayou-Oasis	\$0	\$0	\$19,201
Civic Towers	\$22,288	\$22,836	\$22,288
Stonybrook	\$17,780	\$18,206	\$17,945
Windsor Cove	\$15,000	\$15,000	\$15,000
Jacksonville Pool	\$42,660	\$42,975	\$42,740
Stuart Lodge	\$37,958	\$37,958	\$37,958
South Biscayne/Northport	\$30,624	\$30,625	\$30,625
Palm Bay Income	\$15,000	\$15,000	\$11,250
Silver Creek	\$14,808	\$30,000	\$29,615
Robert Sharp Towers II	\$0	\$7,500	\$0
Holley Navarre	\$12,000	\$0	\$12,333
Elizabeth Faulk	\$24,784	\$0	\$14,458
Sarasota Fountain of Hope	\$21,600	\$0	\$9,000
River City Science	\$17,232	\$0	\$7,180
Windermere	\$29,040	\$0	\$12,100
Tuscan Gardens	\$28,380	\$0	\$19,025
Origination Fee	\$0	\$0	\$345,677
TOTAL INCOME	\$654,546	\$550,012	\$1,005,655
EXPENSE			
Contractual Staff	\$194,076	\$176,868	\$142,221
Century Interlocal	\$0	\$0	\$32,630
Legal	\$9,600	\$30,000	\$9,359
PreClosing Costs	\$0	\$0	\$8,019

Professional Services	\$145,404	\$144,204	\$137,053
Special Consultants	\$6,840	\$30,840	\$24,929
Accounting & Auditing	\$7,500	\$7,500	\$19,100
Bank Charges	\$120	\$0	\$1,459
Food and Travel	\$5,640	\$6,600	\$5,634
Telephone	\$1,800	\$2,400	\$1,962
Postage	\$60	\$180	\$1,225
Utilities	\$2,280	\$2,160	\$1,745
Repairs & Maintenance Bldg	\$2,280	\$3,600	\$1,428
Printing	\$600	\$240	\$621
Office Supplies	\$720	\$720	\$234
Operating Supplies	\$2,400	\$1,200	\$3,331
Membership & Subscription	\$4,800	\$4,800	\$3,241
Scholarships	\$0	\$0	\$0
Project Underwriting	\$19,800	\$24,000	\$20,000
TOTAL EXPENSE	<u>\$403,920</u>	<u>\$435,312</u>	<u>\$414,191</u>
NET INCOME BEFORE TRANSFER	<u>\$250,626</u>	<u>\$114,700</u>	<u>\$591,464</u>
Transfer to City	\$325,000	\$325,000	\$325,000
NET INCOME	<u><u>(\$74,374)</u></u>	<u><u>(\$210,300)</u></u>	<u><u>\$266,464</u></u>

Capital Trust Agency - Community Development Entity LLC

Proposed Budget FYE 9-30-2016

	Proposed Budget 9/30/2016	Budget 9/30/2015	Projected Actual 9/30/2015
INCOME			
Interest Income	\$360	\$1,800	\$528
Investment Income	\$120	\$120	\$92
Asset Management	\$271,992	\$271,992	\$271,992
Sub Operating Expense Reimburse	\$63,982	\$63,982	\$66,781
TOTAL INCOME	\$336,454	\$337,894	\$339,392
EXPENSE			
Contractual and Paid Staff	\$0	\$95,124	\$49,247
Payroll Expense	\$63,412	\$61,589	\$59,857
Special Consultant	\$6,840	\$6,840	\$7,143
Management Fee - CTA	\$36,000	\$36,000	\$36,000
Management Fee - GBFS	\$12,000	\$12,000	\$12,000
Advisory Council Expense	\$6,000	\$6,000	\$6,017
Application Expense	\$0	\$0	\$0
Legal	\$2,400	\$2,400	\$1,512
Professional Services	\$2,400	\$1,200	\$3,428
Accounting & Auditing	\$70,200	\$70,200	\$53,050
Education & Training	\$1,800	\$1,200	\$1,000
Telephone	\$1,800	\$2,400	\$1,962
Postage	\$60	\$180	\$86
Bank Charges	\$4,980	\$4,500	\$4,960
Utilities	\$2,280	\$2,160	\$1,745
Repairs & Maintenance Building	2,280	\$3,600	\$1,428
Printing	\$600	\$240	\$621
Office Supplies	\$360	\$360	\$43
Operating Supplies	\$2,400	\$1,200	\$2,137
Travel Expense	\$5,400	\$4,500	\$750
Meal Expense	\$1,920	\$2,100	\$2,223
Misc Expense	\$0	\$0	\$0
Membership & Subscription	\$2,400	\$2,400	\$3,824
Sponsorship	\$6,000	\$20,000	\$375
Scholarship	\$0	\$0	\$0
TOTAL EXPENSE	\$231,532	\$336,193	\$249,409
NET INCOME	\$104,922	\$1,701	\$89,983

**CITY OF GULF BREEZE
FY16 PROPOSED BUDGET**

DESCRIPTION	2011-12 AMENDED BUDGET	2012-13 AMENDED BUDGET	2013-14 AMENDED BUDGET	2014-15 ORIGINAL BUDGET	2014-15 PROJECTED BUDGET	2015-16 PROPOSED BUDGET
Fund 411 - GBFS FUND						
MISC REVENUES	\$547,588	\$939,401	\$790,651	\$778,272	\$758,306	\$659,200
TOTAL REVENUES	\$547,588	\$939,401	\$790,651	\$778,272	\$758,306	\$659,200
GB FINANCIAL SERVICES						
PERSONNEL PAYMENTS	\$89,952	\$80,900	\$84,490	\$86,299	\$82,300	\$112,050
TAXES & BENEFITS	\$31,373	\$28,218	\$24,964	\$24,651	\$25,467	\$41,336
PROF & CONTRACT SERVICES	\$45,424	\$72,840	\$64,532	\$58,180	\$76,681	\$61,500
OPERATION & REPAIRS	\$15,840	\$17,400	\$7,237	\$14,580	\$6,407	\$7,740
SUPPLIES & FUEL	\$10,380	\$17,040	\$13,644	\$11,760	\$10,499	\$9,504
CAPITAL EXPENDITURES	\$3,756	\$3,756	\$0	\$0	\$0	\$0
TRANSFERS IN / OUT	\$350,000	\$512,000	\$500,110	\$512,000	\$500,000	\$380,000
CONTRIBUTIONS	\$0	\$12,000	\$6,000	\$6,000	\$0	\$6,000
DEBT SERVICE	\$0	\$0	\$34,188	\$33,984	\$34,071	\$34,071
TOTAL EXPENDITURES - GB FINANCIAL SERVICES	\$546,725	\$744,154	\$735,165	\$747,454	\$735,425	\$652,201

**CITY OF GULF BREEZE
FY16 PROPOSED BUDGET**

DESCRIPTION	2011-12 AMENDED BUDGET	2012-13 AMENDED BUDGET	2013-14 AMENDED BUDGET	2014-15 ORIGINAL BUDGET	2014-15 PROJECTED BUDGET	2015-16 PROPOSED BUDGET
TOTAL REVENUES - FUND 411	\$547,588	\$939,401	\$790,651	\$778,272	\$758,306	\$659,200
TOTAL EXPENDITURES - FUND 411	\$546,725	\$744,154	\$735,165	\$747,454	\$735,425	\$652,201
OPERATING SURPLUS/-DEFICIT	\$863	\$195,247	\$55,486	\$30,818	\$22,881	\$6,999

**CITY OF GULF BREEZE
FY16 PROPOSED BUDGET**

DESCRIPTION	2011-12 AMENDED BUDGET	2012-13 AMENDED BUDGET	2013-14 AMENDED BUDGET	2014-15 ORIGINAL BUDGET	2014-15 PROJECTED BUDGET	2015-16 PROPOSED BUDGET
Fund 000 - CAPITAL TRUST AGENCY						
MISC REVENUES				\$887,906	\$1,345,047	\$1,202,750
TOTAL REVENUES	\$0	\$0	\$0	\$887,906	\$1,345,047	\$1,202,750
CAPITAL TRUST AGENCY						
PERSONNEL PAYMENTS				\$0	\$0	\$176,095
PROF & CONTRACT SERVICES				\$525,252	\$592,460	\$381,754
OPERATION & REPAIRS	\$0	\$0	\$0	\$45,540	\$40,619	\$45,180
CONTRIBUTIONS				\$44,000	\$20,375	\$19,800
TOTAL EXPENDITURES -CTA				\$614,792	\$653,454	\$622,829
NET INCOME BEFORE TRANSFER				\$273,114	\$691,593	\$579,921
TRANSFER TO CITY				\$325,000	\$325,000	\$620,000
NET INCOME	\$0	\$0	\$0	-\$51,886	\$366,593	-\$40,079

**CITY OF GULF BREEZE
FY16 PROPOSED BUDGET**

DESCRIPTION	2011-12 AMENDED BUDGET	2012-13 AMENDED BUDGET	2013-14 AMENDED BUDGET	2014-15 ORIGINAL BUDGET	2014-15 PROJECTED BUDGET	2015-16 PROPOSED BUDGET
Fund 420 - INNERARITY POINT UTILITIES						
SALES REVENUES	\$0	\$0	\$0	\$0	\$28,685	\$40,200
MISC REVENUES	\$0	\$0	\$0	\$0	\$15,140	\$0
TOTAL REVENUES	\$0	\$0	\$0	\$0	\$43,825	\$40,200
INNERARITY POINT WATER						
PROF & CONTRACT SERVICES	\$0	\$0	\$0	\$0	\$7,400	\$7,500
OPERATION & REPAIRS	\$0	\$0	\$0	\$0	\$400	\$0
SUPPLIES & FUEL	\$0	\$0	\$0	\$0	\$1,300	\$0
TOTAL EXPENDITURES- INNERARITY POINT WATER	\$0	\$0	\$0	\$0	\$9,100	\$7,500
INNERARITY POINT SEWER						
PROF & CONTRACT SERVICES	\$0	\$0	\$0	\$0	\$2,700	\$7,500
TOTAL EXPENDITURES- INNERARITY POINT SEWER	\$0	\$0	\$0	\$0	\$2,700	\$7,500
TOTAL REVENUES - FUND 420	\$0	\$0	\$0	\$0	\$43,825	\$40,200
TOTAL EXPENDITURES - FUND 420	\$0	\$0	\$0	\$0	\$11,800	\$15,000
OPERATING SURPLUS/-DEFICIT	\$0	\$0	\$0	\$0	\$32,025	\$25,200

**CASH SUMMARY BY FUND
FY13 TO FY16**

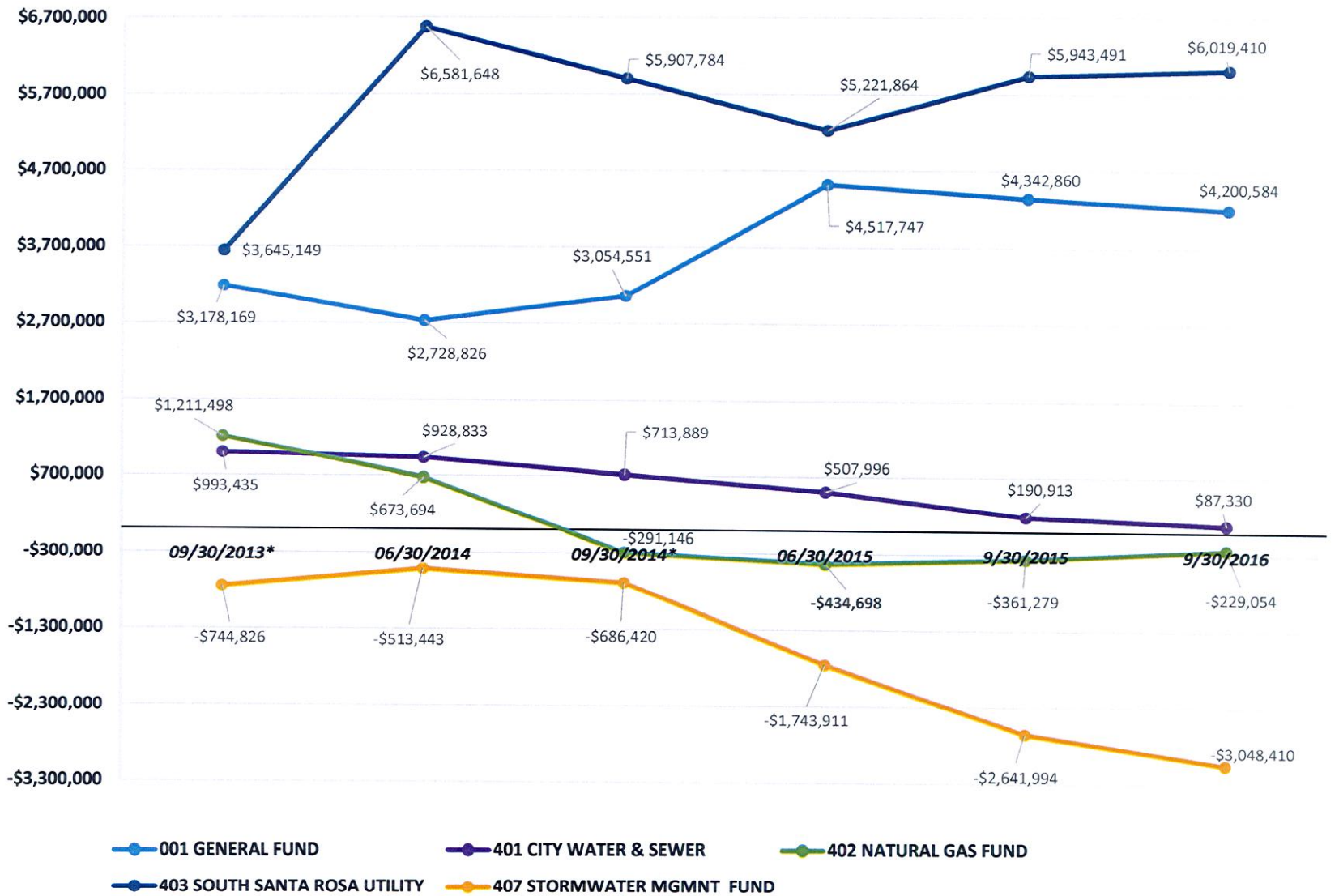
FUND	09/30/2013*	06/30/2014	09/30/2014*	06/30/2015	PROJECTED 9/30/2015	PROPOSED 9/30/2016
GENERAL FUND	\$3,178,169	\$2,728,826	\$3,054,551	\$4,517,747	\$4,342,860	\$4,200,584
CITY WATER & SEWER	\$993,435	\$928,833	\$713,889	\$507,996	\$190,913	\$87,330
NATURAL GAS FUND	\$1,211,498	\$673,694	-\$291,146	-\$434,698	-\$361,279	-\$229,054
SOUTH SANTA ROSA UTILITY	\$3,645,149	\$6,581,648	\$5,907,784	\$5,221,864	\$5,943,491	\$6,019,410
GOLF COURSE FACILITIES	-\$1,002,363	-\$1,855,178	-\$2,145,080	-\$3,032,607	-\$4,131,885	-\$4,358,309
SOLID WASTE FUND	\$98,066	\$102,441	\$15,586	\$17,097	-\$43,268	-\$11,468
STORMWATER MGMNT FUND	-\$744,826	-\$513,443	-\$686,420	-\$1,743,911	-\$2,641,994	-\$3,048,410
GBFS FUND	\$1,479,488	\$1,337,687	\$1,217,812	\$1,358,301	\$1,381,182	\$1,388,181
Total	\$10,358,032	\$11,736,948	\$8,747,485	\$7,587,355	\$5,855,586	\$5,223,830

* Excludes Y/E Reversing Cash Entries

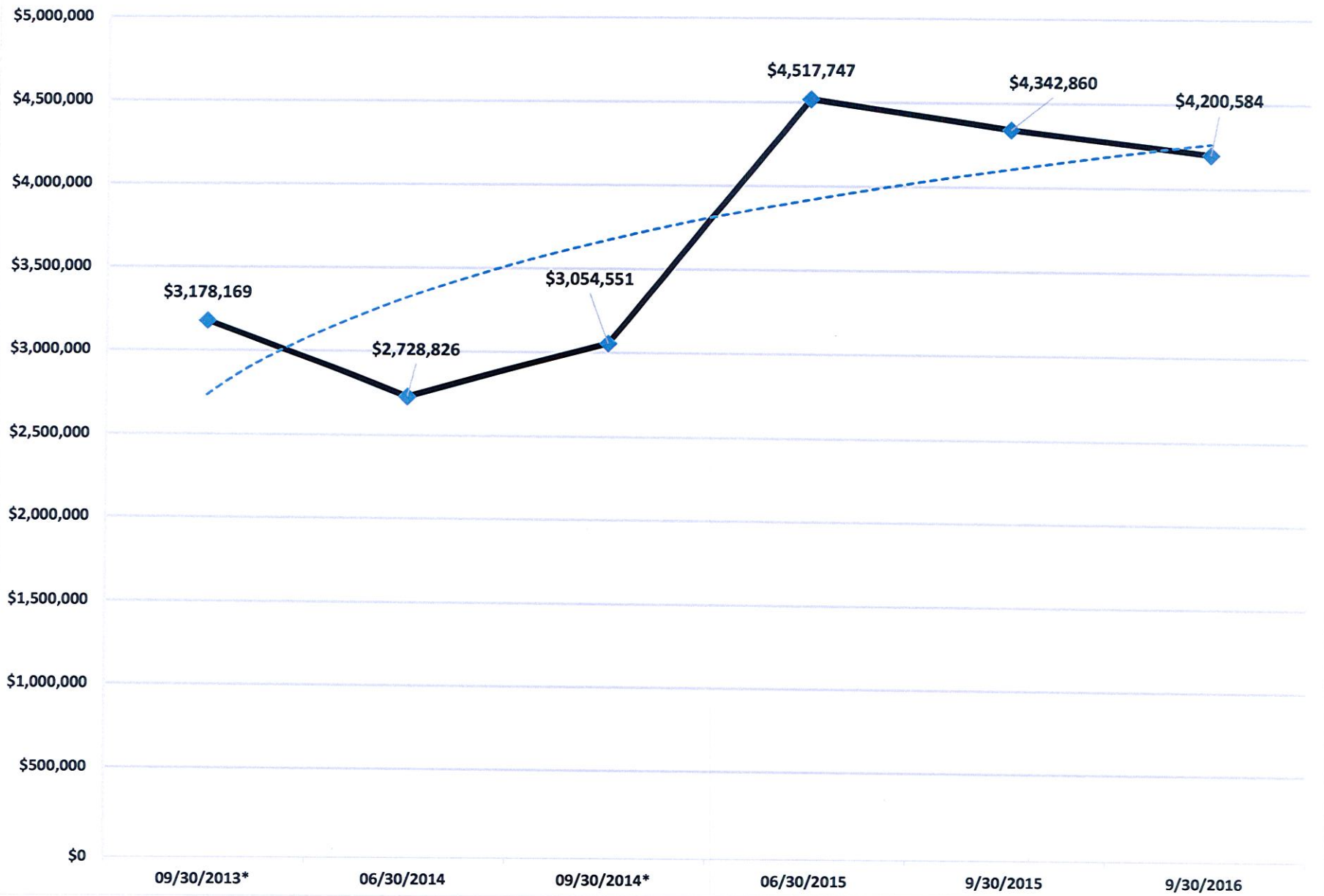
** 4.6M Suntrust Loan to SSRUS

Does not include GBFS Investment Accounts

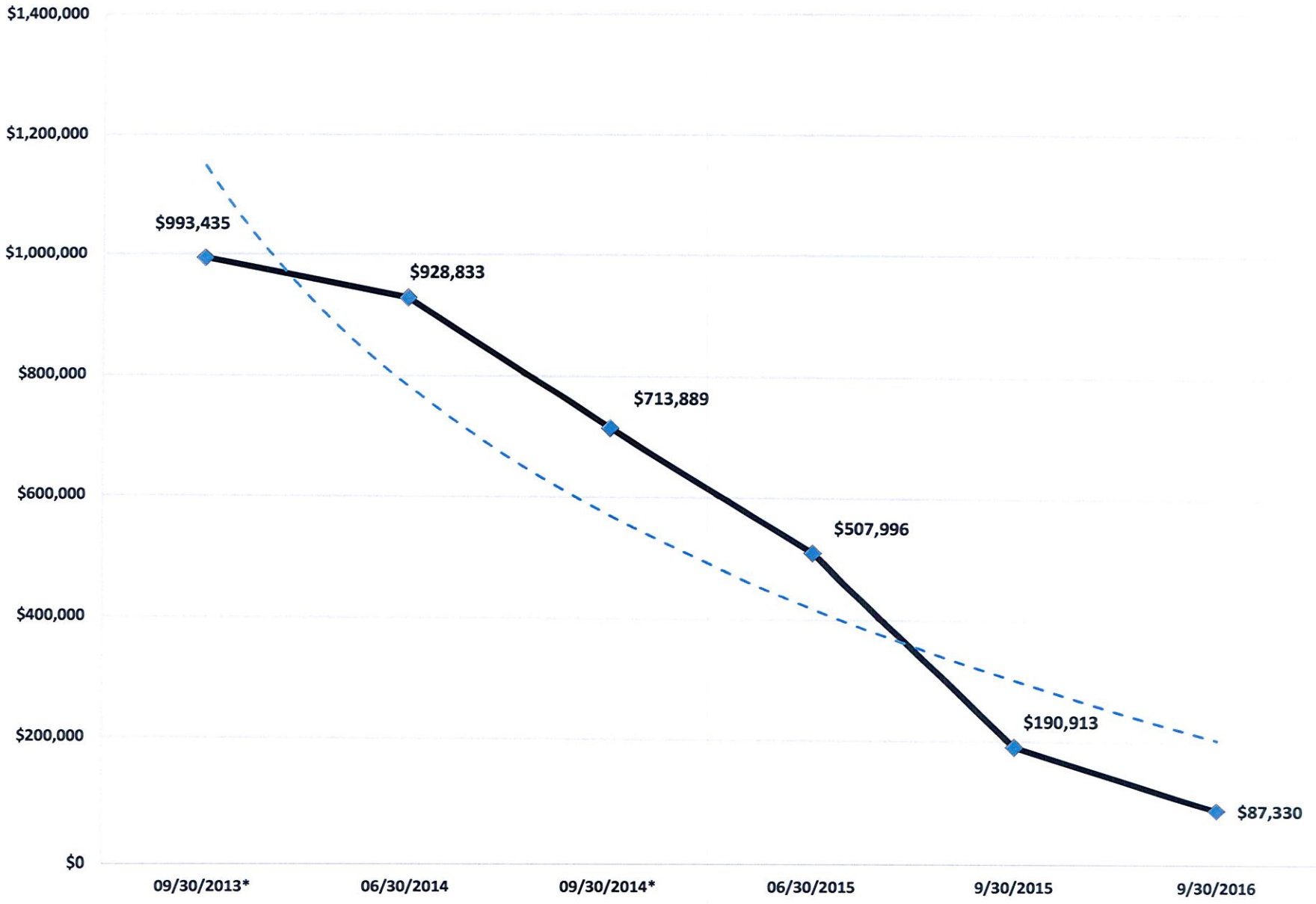
YEAR END CASH BALANCE BY FUND FY14-FY16



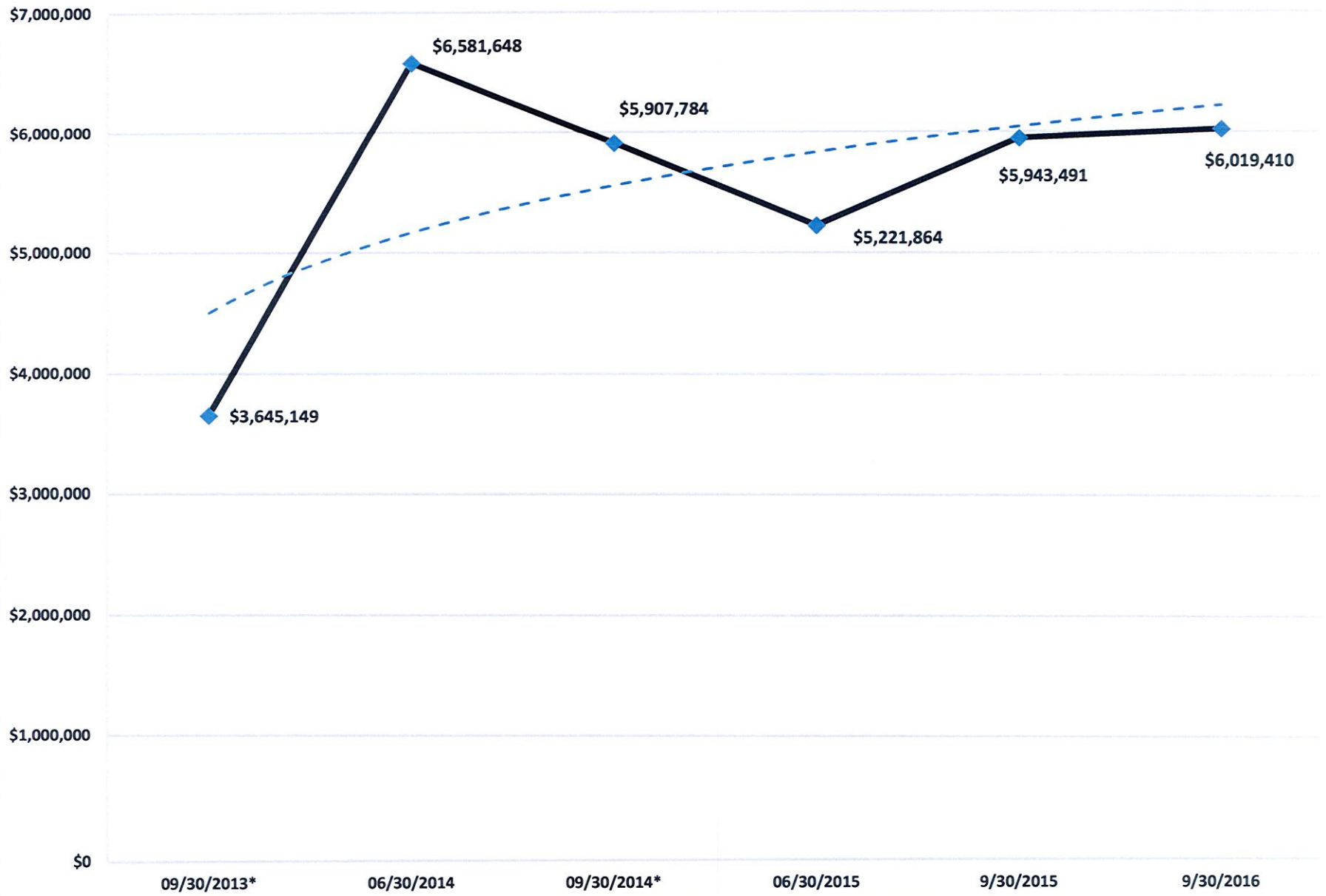
GENERAL FUND



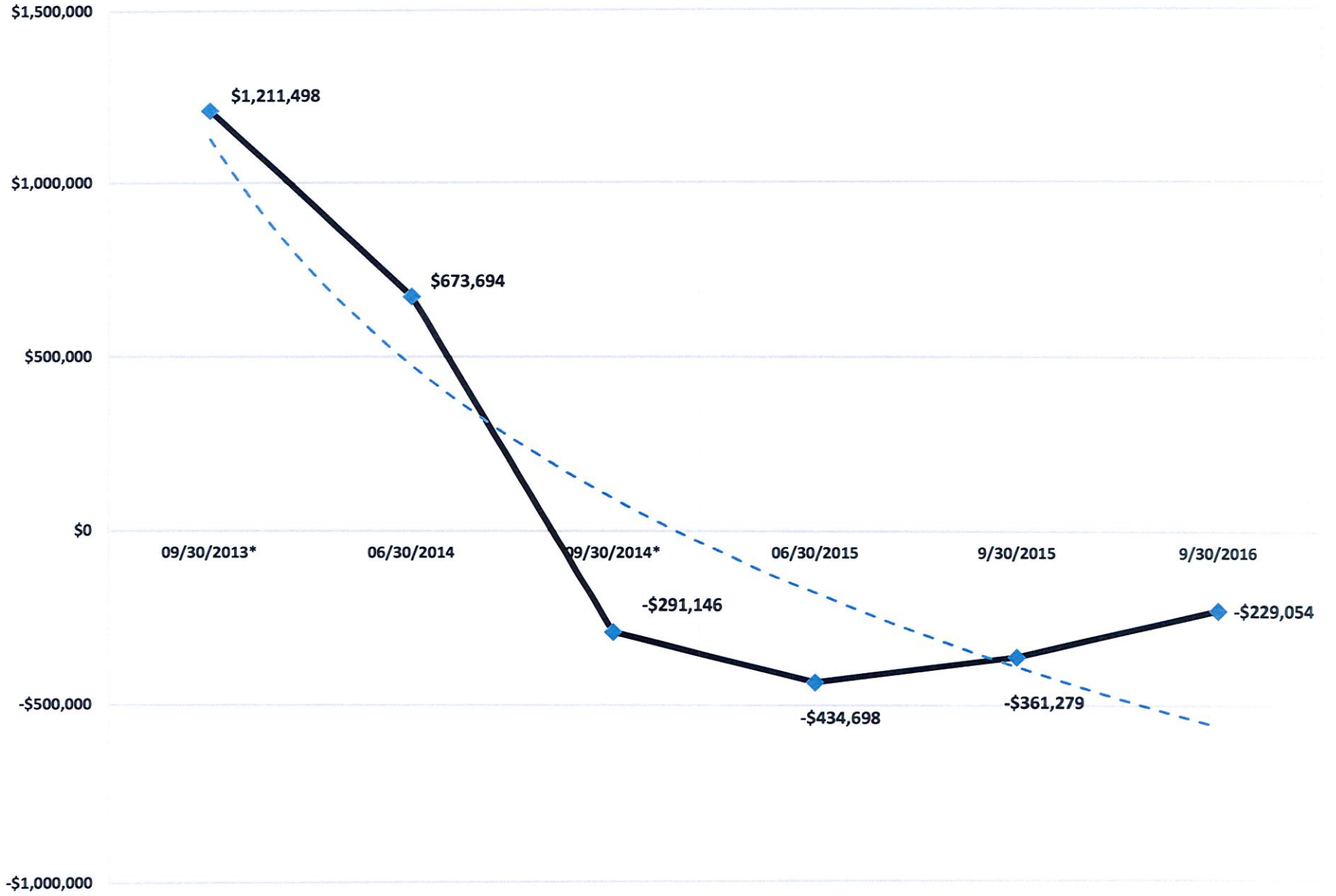
CITY WATER & SEWER



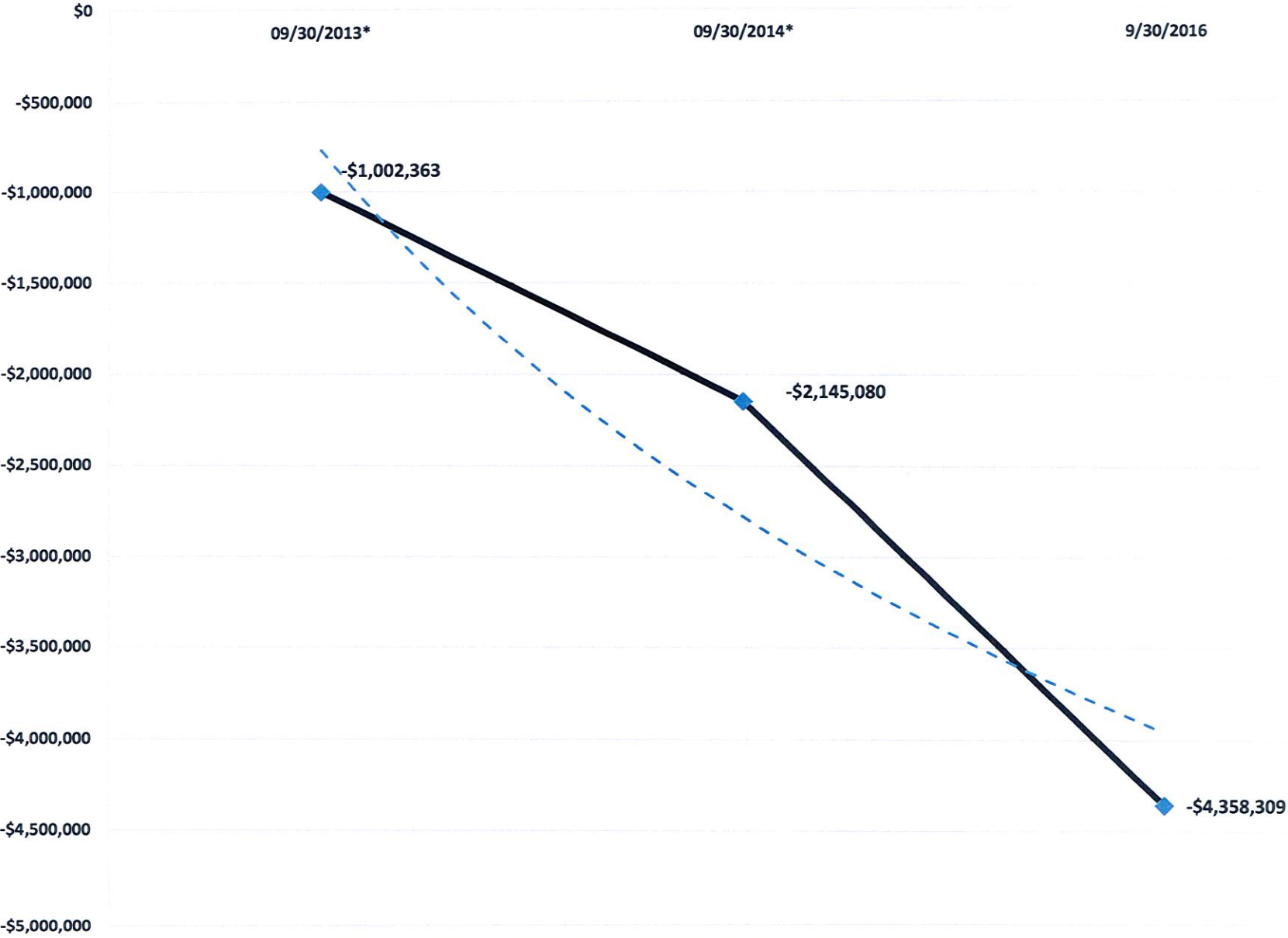
SOUTH SANTA ROSA UTILITY



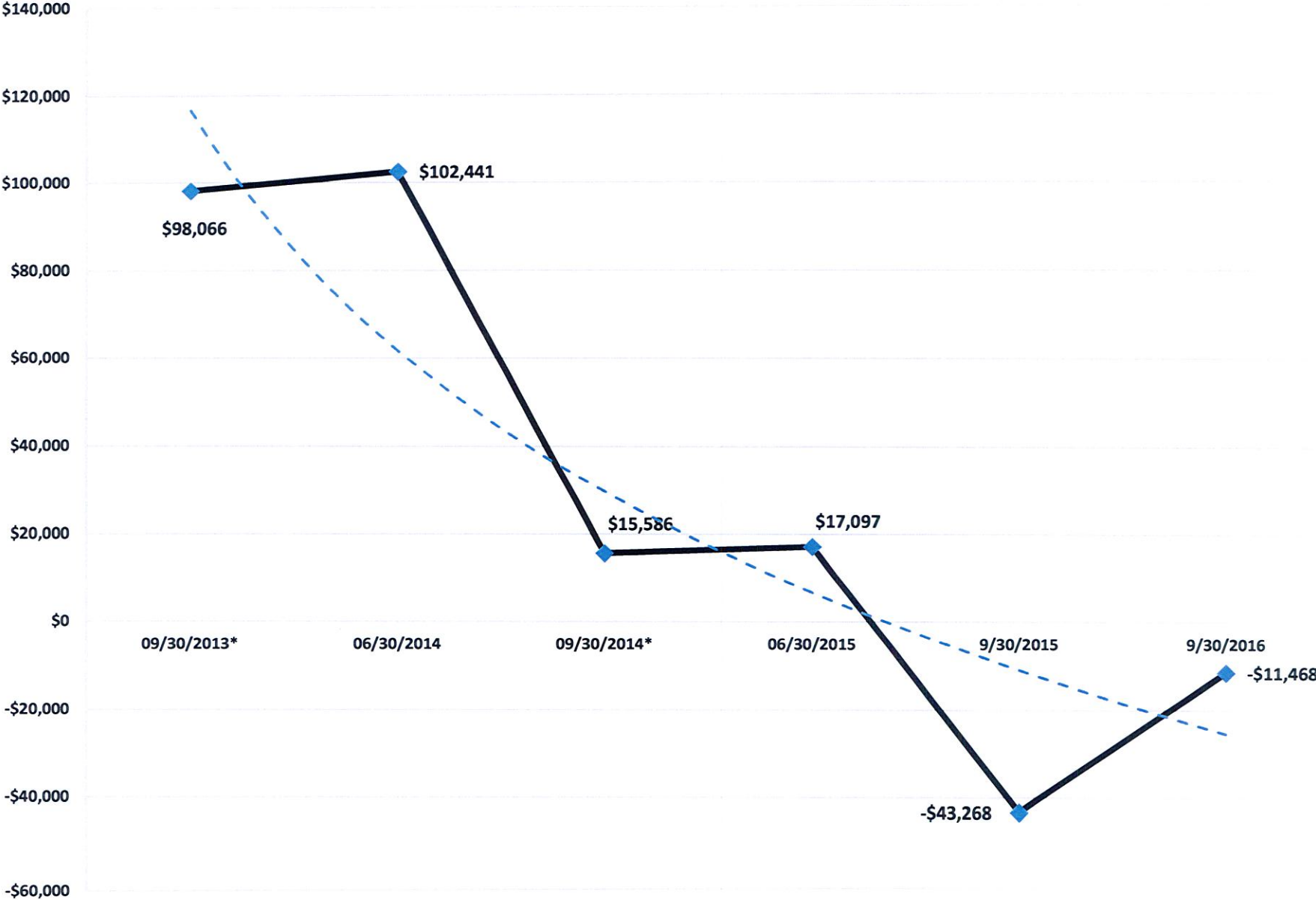
NATURAL GAS FUND



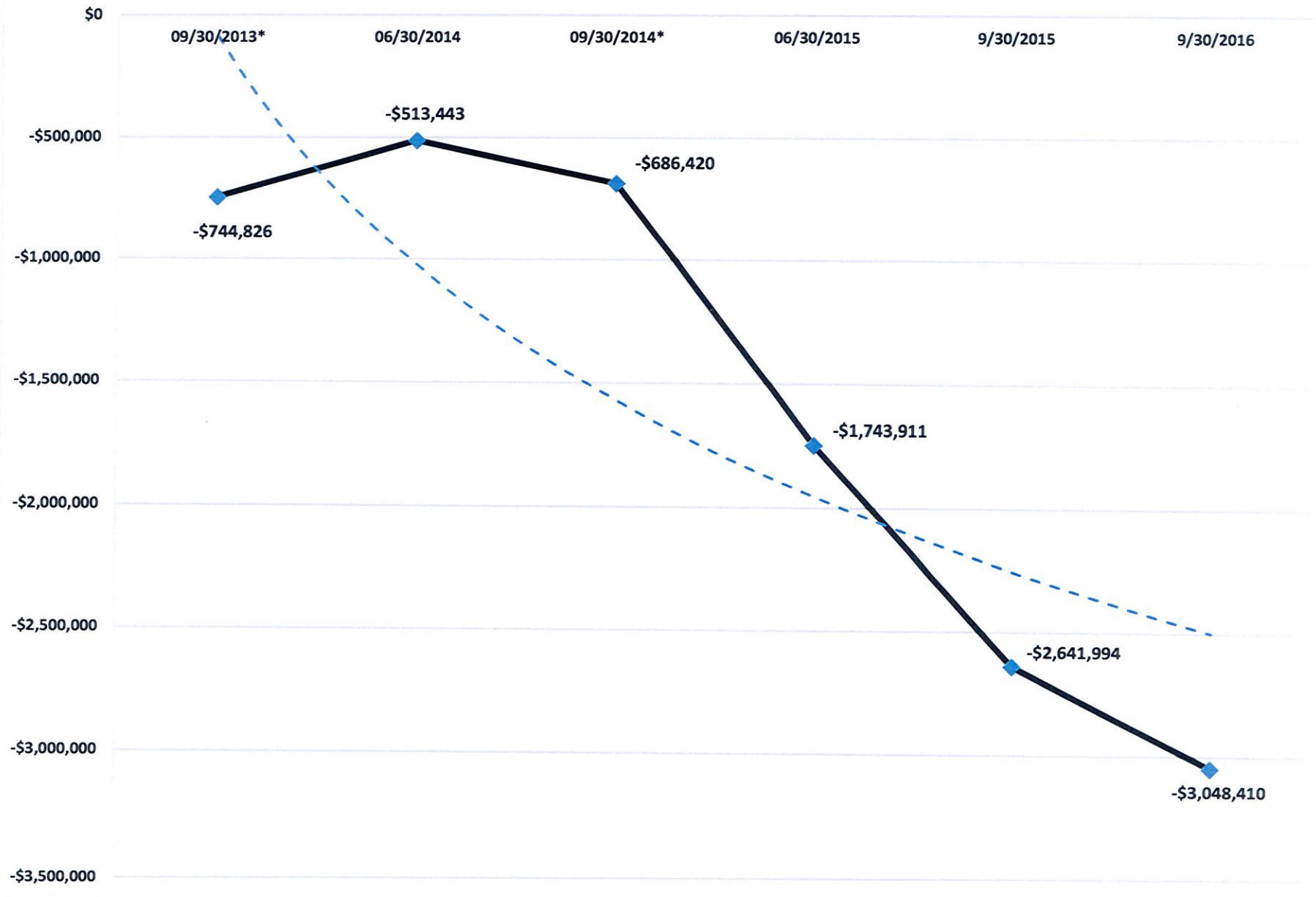
GOLF COURSE FACILITIES



SOLID WASTE FUND



STORMWATER MANAGEMENT FUND



GBFS FUND

